

simplicity



Application illustration only, subject lamps not used in photo.

Plug into a new kind of energy savings.

LED replacement for CFL plug-in downlights

GE's LED plug-in lamps allow you to replace inefficient CFL 4 pin G24q/GX24 without tools or costly upgrades. Simply plug the replacement lamp into the existing ballast.

LOW-COST OPERATION

- Uses 50% less energy than CFL
- 12W LED saves over \$71 in energy vs 26 watt CFL
- 18.5W LED saves over \$129 in energy vs 42 watt CFL
- Energy savings based on \$0.11 per kWh over the rated life of the lamp
- Advanced optics eliminate wasted light to deliver a more targeted beam with fewer lumens (950 vs. 1800)
- Energy efficiency and long life mean fewer lamp replacements versus CFL light sources

COLOR RENDERING

- Available with a CRI of 80

COLOR TEMPERATURE

- Available in 2700K, 3000K, 3500K and 4000K

LONG LIFE

- Lasts 2.5X longer than CFL
- 50,000 hours rated life (L70)

ENVIRONMENTALLY CONSCIOUS

- These lamps are energy efficient, contain no lead or mercury, and meet the material restriction requirements of RoHS

GE QUALITY AND RELIABILITY

- 5-year limited warranty

To learn more about saving money and energy, go to: gelighting.com/ThinkLED

When you Think LED lighting, Think GE.

ecomaginationSM



imagination at work

Information provided is subject to change without notice. Please verify all details with GE. All values are design or typical values when measured under laboratory conditions, and GE makes no warranty or guarantee, expressed or implied, that such performance will be obtained under end-use conditions.

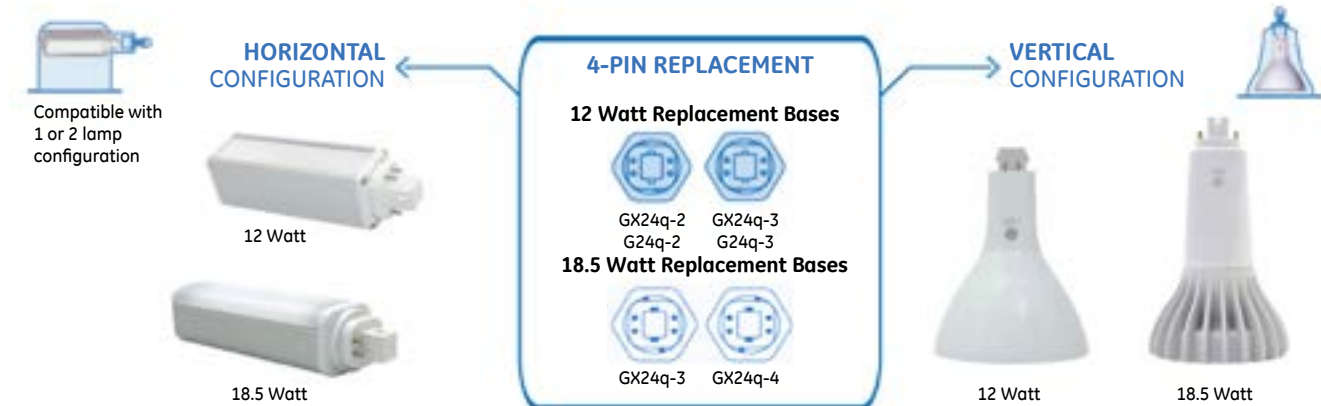
LED replacement for CFL Plug-in lamps

Bulb Shape	Base Type	Watts	Order Code	Description	Volts	Case Qty**	MOL (in)	Lumens Initial	CBCP	Initial Color Temp	CRI	Wattage Replacement	*Rated Life L70 (Hrs)	Dimmable	#Location Rating	Additional Information
Vertical																
	Plug-In	G24q/GX24q	12	96801	LED12G24Q-V/827	##	6	5.31	950		2700	80	50000	-	Damp	Requires Electronic Ballast, White
				96775	LED12G24Q-V/830	##	6	5.31	950		3000	80	50000	-	Damp	Requires Electronic Ballast, White
				96689	LED12G24Q-V/835	##	6	5.31	1000		3500	80	50000	-	Damp	Requires Electronic Ballast, White
				96771	LED12G24Q-V/840	##	6	5.31	1000		4000	80	50000	-	Damp	Requires Electronic Ballast, White
	GX24q	18.5	39288	LED19GX24Q-V/827	##	6	6.42	1800		2700	80	50000	-	Damp	Requires Electronic Ballast, White	
			39277	LED19GX24Q-V/830	##	6	6.42	1850		3000	80	50000	-	Damp	Requires Electronic Ballast, White	
			39275	LED19GX24Q-V/835	##	6	6.42	1950		3500	80	50000	-	Damp	Requires Electronic Ballast, White	
			39279	LED19GX24Q-V/840	##	6	6.42	1950		4000	80	50000	-	Damp	Requires Electronic Ballast, White	
Horizontal																
	Plug-In	G24q/GX24q	12	96799	LED12G24Q-H/827	##	6	5.31	950		2700	80	50000	-	Damp	Requires Electronic Ballast, White
				96798	LED12G24Q-H/830	##	6	5.31	950		3000	80	50000	-	Damp	Requires Electronic Ballast, White
				96761	LED12G24Q-H/835	##	6	5.31	1000		3500	80	50000	-	Damp	Requires Electronic Ballast, White
				96769	LED12G24Q-H/840	##	6	5.31	1000		4000	80	50000	-	Damp	Requires Electronic Ballast, White
	GX24q	18.5	39289	LED19GX24q-H/827	##	6	6.70	1800		2700	80	50000	-	Damp	Requires Electronic Ballast, White	
			39282	LED19GX24q-H/830	##	6	6.70	1850		3000	80	50000	-	Damp	Requires Electronic Ballast, White	
			39276	LED19GX24q-H/835	##	6	6.70	1950		3500	80	50000	-	Damp	Requires Electronic Ballast, White	
			39283	LED19GX24q-H/840	##	6	6.70	1950		4000	80	50000	-	Damp	Requires Electronic Ballast, White	

Check compatibility at: GELighting.com/LED4pin-compatibility

Approximate performance when replacing listed CFL Plug-In lamps with a GE LED Plug-In

Original 4-Pin CFL Plug-In (DBX, TBX) Performance		Subsequent performance when replaced with a 12W 4-Pin LED Plug-In (DBX, TBX)		Subsequent performance when replaced with a 18.5W 4-Pin LED Plug-In (TBX)	
Watts	Approximate Lumens	Watts	Approximate Lumens	Watts	Approximate Lumens
13	900	7	500	-	-
18	1200	10	750	-	-
26	1800	12	950	-	-
32	2400	12	950	16	1700
42	3200	-	-	18.5	1800



Check compatibility at GELighting.com/LED4pin-compatibility

Get more information at GELighting.com/ThinkLED

Information provided is subject to change without notice. Please verify all details with GE. All values are design or typical values when measured under laboratory conditions, and GE makes no warranty or guarantee, expressed or implied, that such performance will be obtained under end-use conditions.

* The life rating is based on the hours of operation the lamp will provide before reaching 70% of its original rating (L70)

** Minimum order quantity = 6

UL 1993 Environmental Requirements for LED LAMPS

Location, damp - Exterior or interior location that is normally or periodically subject to condensation of moisture in, on, or adjacent to, electrical equipment, and includes partially protected locations.

Location, dry - Location not normally subject to dampness, may include a location subject to temporary dampness, i.e., building under construction, provided ventilation is adequate to prevent an accumulation of moisture.

Location, wet - Location in which water or other liquid can drip, splash, or flow on or against electrical equipment.

Check ballast compatibility at: GELighting.com/LED4Pin-Compatibility

ecomaginationSM

Product is compliant with material restriction requirements of RoHS



www.gelighting.com

GE and the GE Monogram are trademarks of the General Electric Company. All other trademarks are the property of their respective owners. Information provided is subject to change without notice. All values are design or typical values when measured under laboratory conditions. GE Lighting and GE Lighting Solutions, LLC are businesses of the General Electric Company. © 2016 GE.

LEDL007 (Rev 7/25/16)



GE's replacement lamps dimmer information

Decorative	- LED4DG and LED5DG	2	GU10 and PAR16	- LED4D/GU10/NFLTP and LED4D/P16/NFLTP	20	
	- LED7DCA	3		- LED6D/GU10/NFLTP and LED6D/P16/NFLTP	21	
A-Line	- LED7DA19RVLESTP and LED11A19RVLESTP	4	PAR20	- LED7DP203 and LED7DP202	22	
	- LED14DA21RVL/TP	5		- LED7DP202B830/20	23	
A-19	- LED7DAV3 and LED11DAV3	6	PAR30	- LED12DP303W83035	24	
	- LED7DA19/ and LED11DA19/	7-8		PAR30 Visual Comfort Lens	- LED12DP30R and LED12DP30LR	25
A-21	- LED12DA21/, LED13DA21/827 and LED16DA21	9	PAR30L	- LED12DP30R, LED12DP3LRW and LED17DP30LW93015	26	
	- LED13DA212827	10		PAR38	- LED12D38W	28
	- LED14DA2V/827W and LED17DA21/827	11			- LED12DP382W	29
R20	- LED7DRS20F	12		- LED18DP38	30	
BR30	- LED10DR30V/827W and LED10DR30V/830W	13		- LED26DP38S	31	
		14	PAR38 Visual Comfort Lens	- LED18D38	32	
BR30 reveal®	- LED10DR303RVL	15		RS Cans	- LED10RS4/ and LED10RS6/	33- 34
	- LED12DR303RVLES	15				
BR40	- LED13DBR40/827 and LED13DBR40/830	16				
Guidelines	- LED MR16 Lamps	17				
MR16	- LED7DMR16, LED7XDMR16 and LED7DMRX16	18				
	- LED7XDMR16-V and LED6DMR16-V8	19				

The ratings used in the attached tables are defines as follows:

Compatible	During testing through the dimming range , there was smooth transition of light dimming, no sign of flicker, and no audible noise at 3 feet.
	Compatibility may vary depending upon load (number of lamps). Lamps may flicker in some situations. Performing an on-site test before installation is recommended.
	During testing there was flicker, noise or unstable operation.

IMPORTANT NOTICE - Because dimming equipment, applications, and conditions of use are many, varied, and beyond GE's control, this information necessarily is based on limited sample sizes and testing, and GE does not represent or warranty the suitability of a lamp for any particular application or use in any particular equipment. This information may be updated and changed at any time without notice as new equipment and information is developed.

To learn more about saving money and energy,
go to: gelighting.com/ThinkLED

When you Think LED lighting, Think GE.



LED Decorative - LED4DG and LED5DG

Product Code - 25W and 40W Replacement

68170	21250	21253
68172	21231	

Input Voltage	Brand	Model	Wattage	Interface	Test Results with 5 lamps
120V	Lutron	DV-600P	600	Slider - Preset	Compatible
		DVCL-153P	150	Slider - Preset	Compatible
		S-600P	600	Slider - Preset	Compatible
		CTCL-153P	150	Slider - Preset	Compatible
		D-600P	600	Rotary - Preset	Compatible
		NT-600	600	Slide-to-Off	Compatible
		V-600	600	Slider - Preset	Compatible
		DVF-103P	600	Slider - Preset	Compatible
	Leviton	6633	600	Slider - Preset	Compatible
		6681	600	Rotary - Preset	Compatible
	Cooper	RI06PL	600	Rotary - Preset	Compatible
		9530-PT (REV. A)	600	Slide Dimmer	Compatible
	Jasco	18019	600	Rotary - Preset	Compatible
		18023	600	Slider - Preset	Compatible
	Lutron	MA-600	600	Up/Down w/ Switch	
		AB0600M	600	Up/Down w/ Switch	
	Leviton	AT106	600	Up/Down w/ Switch	
		TT106	600	Touch	Compatible
		6161	500	Preset buttons	Compatible
	Jasco	18022	600	Touch	Compatible
	Lutron	MRF2-6ND-120	600	Up/Down w/ Switch	Compatible
		RRD-6NA	600	Up/Down w/ Switch	Compatible
		DVF-103P	600	Slider - Preset	Compatible
	Leviton	6631	600	Rotary - Preset	Compatible
		IPI06	600	Rotary - Preset	
		6683	600	Rotary - Preset	Compatible
	Lutron	RRD-6CL	600	Up/Down w/ Switch	Compatible
		MACL-153M	600	Up/Down w/ Switch	Compatible

Compatible

During testing through the dimming range, there was smooth transition of light dimming, no sign of flicker, and no audible noise at 3 feet.

Compatibility may vary depending upon load (number of lamps). Lamps may flicker in some situations. Performing an on-site test before installation is recommended.

During testing there was flicker, noise or unstable operation.

IMPORTANT NOTICE - Because dimming equipment, applications, and conditions of use are many, varied, and beyond GE's control, this information necessarily is based on limited sample sizes and testing, and GE does not represent or warranty the suitability of a lamp for any particular application or use in any particular equipment. This information may be updated and changed at any time without notice as new equipment and information is developed.

For additional product and application information, visit www.gelighting.com/ThinkLED

LED Decorative - LED7DCA

Product Code - 60W Replacement

21251

21233

Input Voltage	Brand	Model	Wattage	Interface	Test Results with 5 lamps
120V	Lutron	DV-600P	600	Slider - Preset	Compatible
		DVCL-153P	150	Slider - Preset	
		S-600P	600	Slider - Preset	Compatible
		CTCL-153P	150	Slider - Preset	Compatible
		D-600P	600	Rotary - Preset	Compatible
		NT-600	600	Slide-to-Off	
		V-600	600	Slider - Preset	Compatible
		DVF-103P	600	Slider - Preset	Compatible
	Leviton	6633	600	Slider - Preset	
		6681	600	Rotary - Preset	Compatible
	Cooper	RI06PL	600	Rotary - Preset	Compatible
		9530-PT (REV. A)	600	Slide Dimmer	Compatible
	Jasco	18019	600	Rotary - Preset	
		18023	600	Slider - Preset	Compatible
	Lutron	MA-600	600	Up/Down w/ Switch	
		AB0600M	600	Up/Down w/ Switch	
	Leviton	AT106	600	Up/Down w/ Switch	Compatible
		TT106	600	Touch	Compatible
		6161	500	Preset buttons	
	Jasco	18022	600	Touch	Compatible
	Lutron	MRF2-6ND-120	600	Up/Down w/ Switch	Compatible
		RRD-6NA	600	Up/Down w/ Switch	Compatible
		DVF-103P	600	Slider - Preset	Compatible
	Leviton	6631	600	Rotary - Preset	
		IPI06	600	Rotary - Preset	
		6683	600	Rotary - Preset	Compatible
	Lutron	RRD-6CL	600	Up/Down w/ Switch	Compatible
		MACL-153M	600	Up/Down w/ Switch	Compatible

Compatible

During testing through the dimming range, there was smooth transition of light dimming, no sign of flicker, and no audible noise at 3 feet.

Compatibility may vary depending upon load (number of lamps). Lamps may flicker in some situations. Performing an on-site test before installation is recommended.

During testing there was flicker, noise or unstable operation.

IMPORTANT NOTICE - Because dimming equipment, applications, and conditions of use are many, varied, and beyond GE's control, this information necessarily is based on limited sample sizes and testing, and GE does not represent or warranty the suitability of a lamp for any particular application or use in any particular equipment. This information may be updated and changed at any time without notice as new equipment and information is developed.

For additional product and application information, visit www.gelighting.com/ThinkLED

LED A-Line - LED7DA19RVLESTP and LED11DA19RVLESTP

Product Code - 40W and 60W Replacement

63178

63180

Input Voltage	Brand	Model	Wattage	Interface	Test Results with 5 lamps
120V	Lutron	DV-600P	600	Slider - Preset	Compatible
		DVCL-153P	150	Slider - Preset	Compatible
		S-600P	600	Slider - Preset	Compatible
		CTCL-153P	150	Slider - Preset	Compatible
		D-600P	600	Rotary - Preset	Compatible
		NT-600	600	Slide-to-Off	Compatible
		V-600	600	Slider - Preset	Compatible
		DVF-103P	600	Slider - Preset	Compatible
	Leviton	6633	600	Slider - Preset	Compatible
		6681	600	Rotary - Preset	Compatible
	Cooper	RI06PL	600	Rotary - Preset	Compatible
		9530-PT (REV. A)	600	Slide Dimmer	Compatible
	Jasco	18019	600	Rotary - Preset	Compatible
		18023	600	Slider - Preset	Compatible
	Lutron	MA-600	600	Up/Down w/ Switch	Compatible
		AB0600M	600	Up/Down w/ Switch	Compatible
	Leviton	AT106	600	Up/Down w/ Switch	Compatible
		TT106	600	Touch	Compatible
		6161	500	Preset buttons	Compatible
	Jasco	18022	600	Touch	Compatible
	Lutron	MRF2-6ND-120	600	Up/Down w/ Switch	Compatible
		RRD-6NA	600	Up/Down w/ Switch	Compatible
		DVF-103P	600	Slider - Preset	Compatible
	Leviton	6631	600	Rotary - Preset	Compatible
		IPI06	600	Rotary - Preset	Compatible
		6683	600	Rotary - Preset	Compatible
	Lutron	RRD-6CL	600	Up/Down w/ Switch	Compatible
		MACL-153M	600	Up/Down w/ Switch	Compatible

Compatible

During testing through the dimming range, there was smooth transition of light dimming, no sign of flicker, and no audible noise at 3 feet.

Compatibility may vary depending upon load (number of lamps). Lamps may flicker in some situations. Performing an on-site test before installation is recommended.

During testing there was flicker, noise or unstable operation.

IMPORTANT NOTICE - Because dimming equipment, applications, and conditions of use are many, varied, and beyond GE's control, this information necessarily is based on limited sample sizes and testing, and GE does not represent or warranty the suitability of a lamp for any particular application or use in any particular equipment. This information may be updated and changed at any time without notice as new equipment and information is developed.

For additional product and application information, visit www.gelighting.com/ThinkLED

Information provided is subject to change without notice. Please verify all details with GE. All values are design or typical values when measured under laboratory conditions, and GE makes no warranty or guarantee, expressed or implied, that such performance will be obtained under end-use conditions.

LED A-Line - LED14DA21RVL/TP

Product Code - 75W Replacement

92284

Input Voltage	Brand	Model	Wattage	Interface	Test Results with 5 lamps	
120V	Lutron	DV-600P	600	Slider - Preset	Compatible	
		DVCL-153P	150	Slider - Preset		
		S-600P	600	Slider - Preset	Compatible	
		CTCL-153P	150	Slider - Preset	Compatible	
		D-600P	600	Rotary - Preset	Compatible	
		NT-600	600	Slide-to-Off	Compatible	
		V-600	600	Slider - Preset	Compatible	
		AY-600PNL/TG-600PNL	600	Slider-Preset	Compatible	
		Leviton	6633	600	Slider - Preset	Compatible
			6681	600	Rotary - Preset	Compatible
	Cooper	RI06PL	600	Rotary - Preset	Compatible	
		9530-PT (REV. A)	600	Slide Dimmer	Compatible	
	Jasco	18019	600	Rotary - Preset	Compatible	
		18023	600	Slider - Preset		
	Lutron	MA-600	600	Up/Down w/ Switch	Compatible	
		AB-600M	600	Up/Down w/ Switch	Compatible	
	Leviton	ATI06	600	Up/Down w/ Switch	Compatible	
		TTI06-1	600	Touch		
			6161	Preset Buttons	Compatible	
	Jasco		18022	Touch	Compatible	
	Lutron		MRF2-6ND-120-WH	600	Up/Down w/ Switch	Compatible
	Lutron		RRD-6NA-WH	600	Up/Down w/ Switch	Compatible
	Lutron		DVF-103-WH	600	Slider - Preset	Compatible
	Leviton		6631-LW	600	Slider - Preset	Compatible
	Leviton		IPI06-1LZ	600	Slider - Preset	Compatible
	Leviton		6681	600	Push On/Off	Compatible

Compatible

During testing through the dimming range, there was smooth transition of light dimming, no sign of flicker, and no audible noise at 3 feet.

Compatibility may vary depending upon load (number of lamps). Lamps may flicker in some situations. Performing an on-site test before installation is recommended.

During testing there was flicker, noise or unstable operation.

IMPORTANT NOTICE - Because dimming equipment, applications, and conditions of use are many, varied, and beyond GE's control, this information necessarily is based on limited sample sizes and testing, and GE does not represent or warranty the suitability of a lamp for any particular application or use in any particular equipment. This information may be updated and changed at any time without notice as new equipment and information is developed.

For additional product and application information, visit www.gelighting.com/ThinkLED

Information provided is subject to change without notice. Please verify all details with GE. All values are design or typical values when measured under laboratory conditions, and GE makes no warranty or guarantee, expressed or implied, that such performance will be obtained under end-use conditions.

LED A-19 - LED7DAV3 and LED11DAV3

Product Code - 40W and 60W Replacement

14063 13791
95928 95927

Input Voltage	Brand	Model	Wattage	Interface	Test Results with 5 lamps
120V	Lutron	DV-600P	600	Slider - Preset	Compatible
		DVCL-153P	150	Slider - Preset	
		S-600P	600	Slider - Preset	Compatible
		CTCL-153P	150	Slider - Preset	Compatible
		D-600P	600	Rotary - Preset	Compatible
		NT-600	600	Slide-to-Off	Compatible
		V-600	600	Slider - Preset	Compatible
		AY-600PNL/TG-600PNL	600	Slider-Preset	Compatible
	Leviton	6633	600	Slider - Preset	
		6681	600	Rotary - Preset	
	Cooper	RI06PL	600	Rotary - Preset	Compatible
		9530-PT (REV. A)	600	Slide Dimmer	Compatible
	Jasco	18019	600	Rotary - Preset	Compatible
		18023	600	Slider - Preset	Compatible
	Lutron	MA-600	600	Up/Down w/ Switch	Compatible
		AB-600M	600	Up/Down w/ Switch	
	Leviton	ATI06	600	Up/Down w/ Switch	Compatible
		TTI06-1	600	Touch	Compatible
		6161	500	Preset Buttons	Compatible
	Jasco	18022	600	Touch	Compatible

Compatible

During testing through the dimming range, there was smooth transition of light dimming, no sign of flicker, and no audible noise at 3 feet.

Compatibility may vary depending upon load (number of lamps). Lamps may flicker in some situations. Performing an on-site test before installation is recommended.

During testing there was flicker, noise or unstable operation.

IMPORTANT NOTICE - Because dimming equipment, applications, and conditions of use are many, varied, and beyond GE's control, this information necessarily is based on limited sample sizes and testing, and GE does not represent or warranty the suitability of a lamp for any particular application or use in any particular equipment. This information may be updated and changed at any time without notice as new equipment and information is developed.

For additional product and application information, visit www.gelighting.com/ThinkLED

Information provided is subject to change without notice. Please verify all details with GE. All values are design or typical values when measured under laboratory conditions, and GE makes no warranty or guarantee, expressed or implied, that such performance will be obtained under end-use conditions.

LED A-19 - LED7DA19/ and LED11DA19/

Product Code - 40W and 60W Replacement

11332

11328

Input Voltage	Brand	Model	Wattage	Interface	Test Results with 5 lamps
120V	Lutron	DV-600P	600	Slider	Compatible
		DVCL-153P	150	Slider	Compatible
		S-600P	600	Slider	Compatible
		CTCL-153P	150	Slider	Compatible
		D-600P	600	Rotary	Compatible
		NT-600	600	Slider	Compatible
		V-600	600	Slider	Compatible
		AY-600PNL/TG-600PNL	600	Slider	Compatible
		MA-600	600	Buttons	Compatible
		GP3-1204M-15	1500	Buttons	Compatible
	Leviton	6633	600	Slider	Compatible
		6681	600	Rotary	Compatible
		AT106	600	Buttons	Compatible
		TT106	600	Touch	Compatible
		6161	500	Buttons	Compatible
	Cooper	RI06PL	600	Rotary	Compatible
	Jasco	18019	600	Rotary	Compatible
		18023	600	Slider	Compatible
		18022	600	Touch	Compatible

Compatible

During testing through the dimming range, there was smooth transition of light dimming, no sign of flicker, and no audible noise at 3 feet.

Compatibility may vary depending upon load (number of lamps). Lamps may flicker in some situations. Performing an on-site test before installation is recommended.

During testing there was flicker, noise or unstable operation.

IMPORTANT NOTICE - Because dimming equipment, applications, and conditions of use are many, varied, and beyond GE's control, this information necessarily is based on limited sample sizes and testing, and GE does not represent or warranty the suitability of a lamp for any particular application or use in any particular equipment. This information may be updated and changed at any time without notice as new equipment and information is developed.

For additional product and application information, visit www.gelighting.com/ThinkLED

Information provided is subject to change without notice. Please verify all details with GE. All values are design or typical values when measured under laboratory conditions, and GE makes no warranty or guarantee, expressed or implied, that such performance will be obtained under end-use conditions.

LED A-19 - LED7DA19/ and LED11DA19/

Product Code - 40W and 60W Replacement

71208	71209	74357
34238	29268	

Input Voltage	Brand	Model	Wattage	Interface	Test Results with 5 lamps
120V	Lutron	DV-600P	600	Slider	Compatible
		DVCL-153P	150	Slider	Compatible
		S-600P	600	Slider	Compatible
		CTCL-153P	150	Slider	Compatible
		D-600P	600	Rotary	Compatible
		NT-600	600	Slider	Compatible
		V-600	600	Slider	Compatible
		AY-600PNL/TG-600PNL	600	Slider	Compatible
		MA-600	600	Buttons	Compatible
		AB-600M	600	Buttons	Compatible
		GP3-1204M-15	1500	Buttons	Compatible
	Leviton	6633	600	Slider	Compatible
		6681	600	Rotary	Compatible
		AT106	600	Buttons	Compatible
		TT106	600	Touch	Compatible
		6161	500	Buttons	Compatible
	Cooper	RI06PL	600	Rotary	Compatible
	Jasco	18019	600	Rotary	Compatible
		18023	600	Slider	Compatible
		18022	600	Touch	Compatible

Compatible

During testing through the dimming range, there was smooth transition of light dimming, no sign of flicker, and no audible noise at 3 feet.

Compatibility may vary depending upon load (number of lamps). Lamps may flicker in some situations. Performing an on-site test before installation is recommended.

During testing there was flicker, noise or unstable operation.

IMPORTANT NOTICE - Because dimming equipment, applications, and conditions of use are many, varied, and beyond GE's control, this information necessarily is based on limited sample sizes and testing, and GE does not represent or warranty the suitability of a lamp for any particular application or use in any particular equipment. This information may be updated and changed at any time without notice as new equipment and information is developed.

For additional product and application information, visit www.gelighting.com/ThinkLED

Information provided is subject to change without notice. Please verify all details with GE. All values are design or typical values when measured under laboratory conditions, and GE makes no warranty or guarantee, expressed or implied, that such performance will be obtained under end-use conditions.

LED A-21 - LED12DA21/, LED13DA21/827 and LED16DA21

Product Code - 75W and 100W Replacement

73384	14075	12349	34236
73404	14074	92498	12399

Input Voltage	Brand	Model	Wattage	Interface	Test Results with 5 lamps
120V	Lutron	DV-600P	600	Slider	Compatible
		DVCL-153P	150	Slider	Compatible
		S-600P	600	Slider	Compatible
		CTCL-153P	150	Slider	Compatible
		D-600P	600	Rotary	Compatible
		NT-600	600	Slider	Compatible
		V-600	600	Slider	Compatible
		AY-600PNL/TG-600PNL	600	Slider	Compatible
		MA-600	600	Buttons	Compatible
		AB-600M	600	Buttons	Compatible
		GP3-1204M-15	1500	Buttons	Compatible
	Leviton	6633	600	Slider	Compatible
		6681	600	Rotary	Compatible
		AT106	600	Buttons	Compatible
		TT106	600	Touch	Compatible
		6161	500	Buttons	Compatible
	Cooper	RI06PL	600	Rotary	Compatible
	Jasco	18019	600	Rotary	Compatible
		18023	600	Slider	Compatible
		18022	600	Touch	Compatible

Compatible

During testing through the dimming range, there was smooth transition of light dimming, no sign of flicker, and no audible noise at 3 feet.

Compatibility may vary depending upon load (number of lamps). Lamps may flicker in some situations. Performing an on-site test before installation is recommended.

During testing there was flicker, noise or unstable operation.

IMPORTANT NOTICE - Because dimming equipment, applications, and conditions of use are many, varied, and beyond GE's control, this information necessarily is based on limited sample sizes and testing, and GE does not represent or warranty the suitability of a lamp for any particular application or use in any particular equipment. This information may be updated and changed at any time without notice as new equipment and information is developed.

For additional product and application information, visit www.gelighting.com/ThinkLED

LED A-21 - LED13DA212/827

Product Code - 75W Replacement

12422

Input Voltage	Brand	Model	Wattage	Interface	Test Results with 5 lamps
120V	Lutron	DV-600P	600	Slider - Preset	Compatible
		DVCL-153P	150	Slider	Compatible
		S-600P	600	Slider - Preset	Compatible
		CTCL-153P	150	Slider - Preset	Compatible
		D600-P	600	Rotary - Preset	Compatible
		NT-600	600	Slide-to-Off	Compatible
		V-600	600	Slider - Preset	Compatible
		AY-600PNL	600	Slider - Preset	Compatible
		MA-600	600	Up/Down w/ Switch	Compatible
		AB-600M	600	Up/Down w/ Switch	Compatible
	Leviton	6633	600	Slider - Preset	Compatible
		ATI06	600	Up/Down w/ Switch	Compatible
		TT106	600	Touch	Compatible
		6161	500	Preset Buttons	Compatible
	Cooper	R106PL	600	Rotary - Preset	Compatible
		R106PL	600	Rotary - Preset	Compatible
		9530-PT	600	Slider - Preset	Compatible
	Jasco	18019	600	Rotary - Preset	Compatible
		18023	600	Slider - Preset	Compatible
		18022	600	Touch	Compatible

Compatible

During testing through the dimming range, there was smooth transition of light dimming, no sign of flicker, and no audible noise at 3 feet.

Compatibility may vary depending upon load (number of lamps). Lamps may flicker in some situations. Performing an on-site test before installation is recommended.

During testing there was flicker, noise or unstable operation.

IMPORTANT NOTICE - Because dimming equipment, applications, and conditions of use are many, varied, and beyond GE's control, this information necessarily is based on limited sample sizes and testing, and GE does not represent or warranty the suitability of a lamp for any particular application or use in any particular equipment. This information may be updated and changed at any time without notice as new equipment and information is developed.

For additional product and application information, visit www.gelighting.com/ThinkLED

Information provided is subject to change without notice. Please verify all details with GE. All values are design or typical values when measured under laboratory conditions, and GE makes no warranty or guarantee, expressed or implied, that such performance will be obtained under end-use conditions.

LED A-21 - LED14DA2V/827W and LED17DA21/827

Product Code - 75W and 100W Replacement

94936

16113

Input Voltage	Brand	Model	Wattage	Interface	Test Results with 5 lamps
120V	Lutron	DV-600P	600	Slider - Preset	Compatible
		DVCL-153P	150	Slider - Preset	
		S-600P	600	Slider - Preset	Compatible
		CTCL-153P	150	Slider - Preset	Compatible
		D-600P	600	Rotary - Preset	Compatible
		NT-600	600	Slide-to-Off	Compatible
		V-600	600	Slider - Preset	Compatible
		AY-600PNL/TG-600PNL	600	Slider-Preset	Compatible
	Leviton	6633	600	Slider - Preset	Compatible
		6681	600	Rotary - Preset	Compatible
	Cooper	RI06PL	600	Rotary - Preset	Compatible
		9530-PT (REV. A)	600	Slide Dimmer	Compatible
	Jasco	18019	600	Rotary - Preset	Compatible
		18023	600	Slider - Preset	Compatible
	Lutron	MA-600	600	Up/Down w/ Switch	Compatible
		AB-600M	600	Up/Down w/ Switch	Compatible
	Leviton	ATI06	600	Up/Down w/ Switch	Compatible
		TTI06-1	600	Touch	Compatible
		6161	500	Preset Buttons	Compatible
	Jasco	18022	600	Touch	Compatible
	Lutron	MRF2-6ND-120-WH	600	Up/Down w/ Switch	Compatible
		RRD-6NA-WH	600	Up/Down w/ Switch	Compatible
		DVF-103-WH	600	Slider - Preset	Compatible
	Leviton	6631-LW	600	Slider - Preset	Compatible
		IPI06-1LZ	600	Slider - Preset	Compatible
		6681	600	Push On/Off	Compatible

Compatible

During testing through the dimming range , there was smooth transition of light dimming, no sign of flicker, and no audible noise at 3 feet.

Compatibility may vary depending upon load (number of lamps). Lamps may flicker in some situations. Performing an on-site test before installation is recommended.

During testing there was flicker, noise or unstable operation.

IMPORTANT NOTICE - Because dimming equipment, applications, and conditions of use are many, varied, and beyond GE's control, this information necessarily is based on limited sample sizes and testing, and GE does not represent or warranty the suitability of a lamp for any particular application or use in any particular equipment. This information may be updated and changed at any time without notice as new equipment and information is developed.

For additional product and application information, visit www.gelighting.com/ThinkLED

Information provided is subject to change without notice. Please verify all details with GE. All values are design or typical values when measured under laboratory conditions, and GE makes no warranty or guarantee, expressed or implied, that such performance will be obtained under end-use conditions.

LED R20 - LED7DRS20F

Product Code

13829

14065

Input Voltage	Brand	Model	Wattage	Interface	Test Results with 5 lamps
120	Lutron	DV-600P	600	Slider - Preset	Compatible
		DVCL-153P	150	Slider - Preset	
		S-600P	600	Slider - Preset	Compatible
		CTCL-153P	150	Slider - Preset	Compatible
		D-600P	600	Rotary - Preset	Compatible
		NT-600	600	Slide-to-Off	Compatible
		V-600	600	Slider - Preset	Compatible
		AY-600PNL/TG-600PNL	600	Slider-Preset	Compatible
	Leviton	6633	600	Slider - Preset	Compatible
		6681	600	Rotary - Preset	Compatible
	Cooper	RI06PL	600	Rotary - Preset	Compatible
		9530-PT (REV. A)	600	Slide Dimmer	Compatible
	Jasco	18019	600	Rotary - Preset	Compatible
		18023	600	Slider - Preset	Compatible
	Lutron	MA-600	600	Up/Down w/ Switch	Compatible
		AB-600M	600	Up/Down w/ Switch	Compatible
	Leviton	ATI06	600	Up/Down w/ Switch	Compatible
		TTI06-1	600	Touch	Compatible
		6161	500	Preset Buttons	Compatible
	Jasco	18022	600	Touch	Compatible

Compatible

During testing through the dimming range, there was smooth transition of light dimming, no sign of flicker, and no audible noise at 3 feet.

Compatibility may vary depending upon load (number of lamps). Lamps may flicker in some situations. Performing an on-site test before installation is recommended.

During testing there was flicker, noise or unstable operation.

IMPORTANT NOTICE - Because dimming equipment, applications, and conditions of use are many, varied, and beyond GE's control, this information necessarily is based on limited sample sizes and testing, and GE does not represent or warranty the suitability of a lamp for any particular application or use in any particular equipment. This information may be updated and changed at any time without notice as new equipment and information is developed.

For additional product and application information, visit www.gelighting.com/ThinkLED

Information provided is subject to change without notice. Please verify all details with GE. All values are design or typical values when measured under laboratory conditions, and GE makes no warranty or guarantee, expressed or implied, that such performance will be obtained under end-use conditions.

LED BR30 - LED10DR30V/827W and LED10DR30V/830W

Product Code - 65W Replacement

68160

68161

Input Voltage	Brand	Model	Wattage	Interface	Test Results with 5 lamps
120V	Lutron	DV-600P	600	Slider - Preset	Compatible
		DVCL-153P	150	Slider - Preset	Compatible
		S-600P	600	Slider - Preset	Compatible
		CTCL-153P	150	Slider - Preset	Compatible
		D-600P	600	Rotary - Preset	Compatible
		NT-600	600	Slide-to-Off	Compatible
		V-600	600	Slider - Preset	Compatible
		DVF-103P	600	Slider - Preset	Compatible
	Leviton	6633	600	Slider - Preset	Compatible
		6681	600	Rotary - Preset	Compatible
	Cooper	RI06PL	600	Rotary - Preset	Compatible
		9530-PT (REV. A)	600	Slide Dimmer	Compatible
	Jasco	18019	600	Rotary - Preset	Compatible
		18023	600	Slider - Preset	Compatible
	Lutron	MA-600	600	Up/Down w/ Switch	
		AB0600M	600	Up/Down w/ Switch	Compatible
	Leviton	AT106	600	Up/Down w/ Switch	Compatible
		TT106	600	Touch	Compatible
		6161	500	Preset buttons	Compatible
	Jasco	18022	600	Touch	Compatible
	Lutron	MRF2-6ND-120	600	Up/Down w/ Switch	Compatible
		RRD-6NA	600	Up/Down w/ Switch	Compatible
		DVF-103P	600	Slider - Preset	Compatible
	Leviton	6631	600	Rotary - Preset	Compatible
		IPI06	600	Rotary - Preset	Compatible
		6683	600	Rotary - Preset	Compatible
	Lutron	RRD-6CL	600	Up/Down w/ Switch	Compatible
		MACL-153M	600	Up/Down w/ Switch	Compatible

Compatible

During testing through the dimming range, there was smooth transition of light dimming, no sign of flicker, and no audible noise at 3 feet.

Compatibility may vary depending upon load (number of lamps). Lamps may flicker in some situations. Performing an on-site test before installation is recommended.

During testing there was flicker, noise or unstable operation.

IMPORTANT NOTICE - Because dimming equipment, applications, and conditions of use are many, varied, and beyond GE's control, this information necessarily is based on limited sample sizes and testing, and GE does not represent or warranty the suitability of a lamp for any particular application or use in any particular equipment. This information may be updated and changed at any time without notice as new equipment and information is developed.

For additional product and application information, visit www.gelighting.com/ThinkLED

Information provided is subject to change without notice. Please verify all details with GE. All values are design or typical values when measured under laboratory conditions, and GE makes no warranty or guarantee, expressed or implied, that such performance will be obtained under end-use conditions.

LED BR30 reveal® - LED10DR303RVL

Product Code - 65W Replacement

92470

Input Voltage	Brand	Model	Wattage	Interface	Test Results with 5 lamps
120V	Lutron	DV-600P	600	Slider - Preset	Compatible
		DVCL-153P	150	Slider - Preset	Compatible
		S-600P	600	Slider - Preset	Compatible
		CTCL-153P	150	Slider - Preset	Compatible
		D-600P	600	Rotary - Preset	Compatible
		NT-600	600	Slide-to-Off	Compatible
		V-600	600	Slider - Preset	Compatible
		DVF-103P	600	Slider - Preset	Compatible
	Leviton	6633	600	Slider - Preset	Compatible
		6681	600	Rotary - Preset	Compatible
	Cooper	RI06PL	600	Rotary - Preset	Compatible
		9530-PT (REV. A)	600	Slide Dimmer	Compatible
	Jasco	18019	600	Rotary - Preset	Compatible
		18023	600	Slider - Preset	Compatible
	Lutron	MA-600	600	Up/Down w/ Switch	Compatible
		AB0600M	600	Up/Down w/ Switch	
	Leviton	AT106	600	Up/Down w/ Switch	Compatible
		TT106	600	Touch	Compatible
		6161	500	Preset buttons	Compatible
	Jasco	18022	600	Touch	Compatible
	Lutron	MRF2-6ND-120	600	Slider - Preset	Compatible
		DVF-103P	600	Slider - Preset	Compatible
	Leviton	6631	600	Rotary - Preset	Compatible
		IPI06	600	Rotary - Preset	Compatible
		6683	600	Rotary - Preset	Compatible

Compatible

During testing through the dimming range, there was smooth transition of light dimming, no sign of flicker, and no audible noise at 3 feet.

Compatibility may vary depending upon load (number of lamps). Lamps may flicker in some situations. Performing an on-site test before installation is recommended.

During testing there was flicker, noise or unstable operation.

IMPORTANT NOTICE - Because dimming equipment, applications, and conditions of use are many, varied, and beyond GE's control, this information necessarily is based on limited sample sizes and testing, and GE does not represent or warranty the suitability of a lamp for any particular application or use in any particular equipment. This information may be updated and changed at any time without notice as new equipment and information is developed.

For additional product and application information, visit
www.gelighting.com/ThinkLED

Information provided is subject to change without notice. Please verify all details with GE. All values are design or typical values when measured under laboratory conditions, and GE makes no warranty or guarantee, expressed or implied, that such performance will be obtained under end-use conditions.

LED BR30 reveal® - LED12DR303RVLES

Product Code - 65W Replacement

83574

Input Voltage	Brand	Model	Wattage	Interface	Test Results with 5 lamps
120V	Lutron	DV-600P	600	Slider - Preset	Compatible
		DVCL-153P	150	Slider - Preset	Compatible
		S-600P	600	Slider - Preset	Compatible
		CTCL-153P	150	Slider - Preset	Compatible
		D-600P	600	Rotary - Preset	Compatible
		NT-600	600	Slide-to-Off	Compatible
		V-600	600	Slider - Preset	Compatible
		DVF-103P	600	Slider - Preset	Compatible
		AY-600PNL/TG-600PNL	600	Slider-Preset	Compatible
		MRF2-6ND-120	600	Up/Down w/ Switch	Compatible
		RRD-6NA	600	Up/Down w/ Switch	Compatible
		MA-600	600	Up/Down w/ Switch	Compatible
	Leviton	6633	600	Slider - Preset	Compatible
		6681	600	Rotary - Preset	Compatible
		6631	600	Rotary - Preset	Compatible
		IPI06	600	Rotary - Preset	Compatible
		6683	600	Rotary - Preset	Compatible
		ATI06	600	Up/Down w/ Switch	Compatible
		TTI06	600	Touch	Compatible
		6161	500	Preset Buttons	Compatible
	Cooper	R106PL	600	Rotary - Preset	Compatible
		9530-PT (REV. A)	600	Slide Dimmer	Compatible
	Jasco	18019	600	Rotary - Preset	Compatible
		18023	600	Slider - Preset	Compatible
		18022	600	Touch	Compatible

- Compatible During testing through the dimming range, there was smooth transition of light dimming, no sign of flicker, and no audible noise at 3 feet.
- Compatibility may vary depending upon load (number of lamps). Lamps may flicker in some situations. Performing an on-site test before installation is recommended.
- During testing there was flicker, noise or unstable operation.

IMPORTANT NOTICE - Because dimming equipment, applications, and conditions of use are many, varied, and beyond GE's control, this information necessarily is based on limited sample sizes and testing, and GE does not represent or warranty the suitability of a lamp for any particular application or use in any particular equipment. This information may be updated and changed at any time without notice as new equipment and information is developed.

For additional product and application information, visit www.gelighting.com/ThinkLED

LED BR40 - LED13DBR40/827 and LED13DBR40/830

Product Code - 85W Replacement

64176

14708

Input Voltage	Brand	Model	Wattage	Interface	Test Results with 5 lamps
120V	Lutron	DV-600P	600	Slider - Preset	
		DVCL-153P	150	Slider - Preset	Compatible
		S-600P	600	Slider - Preset	
		CTCL-153P	150	Slider - Preset	Compatible
		D-600P	600	Rotary - Preset	Compatible
		NT-600	600	Slide-to-Off	Compatible
		V-600	600	Slider - Preset	Compatible
		DVF-103P	600	Slider - Preset	Compatible
		AY-600PNL/TG-600PNL	600	Slider-Preset	
		MRF2-6ND-120	600	Up/Down w/ Switch	Compatible
		RRD-6NA	600	Up/Down w/ Switch	Compatible
		MA-600	600	Up/Down w/ Switch	Compatible
	Leviton	6633	600	Slider - Preset	
		6681	600	Rotary - Preset	Compatible
		6631	600	Rotary - Preset	
		IPI06	600	Rotary - Preset	Compatible
		6683	600	Rotary - Preset	Compatible
		ATI06	600	Up/Down w/ Switch	
		TTI06	600	Touch	Compatible
		6161	500	Preset Buttons	Compatible
	Cooper	RI06PL	600	Rotary - Preset	
		9530-PT (REV. A)	600	Slide Dimmer	
	Jasco	18019	600	Rotary - Preset	Compatible
		18023	600	Slider - Preset	Compatible
		18022	600	Touch	Compatible

Compatible

During testing through the dimming range, there was smooth transition of light dimming, no sign of flicker, and no audible noise at 3 feet.

Compatibility may vary depending upon load (number of lamps). Lamps may flicker in some situations. Performing an on-site test before installation is recommended.

During testing there was flicker, noise or unstable operation.

IMPORTANT NOTICE - Because dimming equipment, applications, and conditions of use are many, varied, and beyond GE's control, this information necessarily is based on limited sample sizes and testing, and GE does not represent or warranty the suitability of a lamp for any particular application or use in any particular equipment. This information may be updated and changed at any time without notice as new equipment and information is developed.

For additional product and application information, visit www.gelighting.com/ThinkLED

Information provided is subject to change without notice. Please verify all details with GE. All values are design or typical values when measured under laboratory conditions, and GE makes no warranty or guarantee, expressed or implied, that such performance will be obtained under end-use conditions.

Guidelines for LED MR16 lamps

Note: Certain combinations of transformers and dimmers may not operate properly. Please refer to "Important Notice" on page 1.
Use on dimming circuits with magnetic transformers is not recommended

1. There are three types of dimmers in the market according to their load properties: R, RL, and RC type. The magnetic and electronic transformers are used with low voltage lamps.

The dimmers and transformers should be used in this configuration:
a. Leading edge dimmer (RL) + Magnetic transformer
b. Trailing edge dimmer (RC) + Electronic transformer

2. Caution:

We don't recommend the use of Leading edge(RL) + Electronic transformer on MR16 LEDs. It has higher risk of flicker, noise, and distortion of mains voltage.

Dimmer/ Load type	Incandescent (R type)	Magnetic transformer (L type)	Electronic transformer (C type)
Leading edge/R type	√	×	×
Leading edge/RL type	√	√	×
Trailing edge/RC type	√	×	√

3. Market segment of different dimmer/transformer type

We don't recommend the use of Leading edge(RL) + Electronic transformer on MR16 LEDs. It has higher risk of flicker, noise, and distortion of mains voltage.

Dimmer/transformer	Magnetic transformer	Electronic transformer
Leading edge/RL	Middle market segment	Smallest market segment
Trailing edge/RC	No market requirement	Largest market segment

4. About "dimming system"

Popularly used in hotels and restaurants, it is normally for multi lamps controls, and has leading edge and trailing edge modules. Similarly, the leading edge module should be used with magnetic transformer, trailing edge with electronic transformer.



5. How we define lamp and transformer number in dimming test

Household dimmer (rotary/slide dimmer):

Normally one transformer per dimmer. Test one lamp per low power rating transformer and two lamps per high power rating transformer.

Dimming system:

Normally 5 transformers are tested in parallel, considering its multi-lamp application. Test one lamp per low power rating transformer and two lamps per high power rating transformer.

For additional product and application information, visit www.gelighting.com/ThinkLED

LED MR16 - LED7DMR16, LED7XDMR16 and LED7DMRX16

Product Code - 65W Replacement

93412	39351	69950	69952	39405	39427
93431	69949	69951	39360	39408	

120V/60Hz - Slide/Rotary Dimmer

No flicker in stable dimming status				Transformer											
Slight flicker at >10% dimming level or flicker below 10% dimming level (severe or slight)				Brand	Hatch						Solution	Lightech			
Cannot dim, obvious flicker				Model	RS12 60M LED	RS12 30M LED	RS12 15M LED	VS12-60WD	RS12 60M	RS12 80M	NET-1075	LET75	LET60 LW	LET60	
Dimmer				Type	Electronic										
				Brand	1 Lamp, 1 Transformer per Dimmer										
				Family											
				Type											
				Model											
	Lutron			Diva	DVELV-300P										
				Skylark	SELV-300P										
				LyneoLX	LXELV-600PL										
				Maestro	MAELV-600										
				Spacer System	SPSELV-600										
			Radio RA	RA-5NE											
			NovaT	NTELV-300											
			Nova	NELV-450											

120V/60Hz - Dimming System

No flicker in stable dimming status				Transformer									
Slight flicker at >10% dimming level or flicker below 10% dimming level (severe or slight)				Brand	---	Solution	Hatch	Lightech					
Cannot dim, obvious flicker				Model	100W	NET-1075	VS12-60WD	LET75	LET60 LW	LET60			
Dimmer				Type	Magnetic Transformer		Electronic						
				Brand	5 transformers in parallel, one lamp per transformer								
				Family									
			Type										
			Model										
Lutron			Leading/RL module	LM-2-2000									

For additional product and application information, visit www.gelighting.com/ThinkLED

LED MR16 - LED7XDMR16-V and LED6DMR16-V8

Product Code - 65W Replacement

39473	39542	39438	39472
39483	39567	39468	

120V/60Hz - Slide/Rotary Dimmer

No flicker in stable dimming status				Transformer												
Slight flicker at >10% dimming level or flicker below 10% dimming level (severe or slight)				Brand	Tridonic ATCO Aktivteil 105VA	GE	Eagle rise	Philips	Osram			Lightech				
Cannot dim, obvious flicker				Model	105W	SET 60LTD	EEP 60LS	Pramiline 70W	ECO-ET 60	ET-P60	Redback	Viper 22176070	LET 120/230V	LET 105/240V	LET75 97417	
Dimmer				Type	Magnetic											
	Brand	Family	Type	Model	1 Lamp	1 Lamp	1 Lamp	1 Lamp	1 Lamp	1 Lamp	1 Lamp	1 Lamp		2 Lamp	1 Lamp	
	Bush Jaeger	Diva	Trailing /RC	6513U102	None											
	Niko	Skylark		310-017												
	Siemens	LyneoLX		STC8284												
	Peha/Tronic	Maestro		433HAB												
	Kopp		Leading /RL	40-400W												
	Legrand R	Pro 21		775654												
	Schneider	Unica 23		MGU5.512.18ZD												
	Schneider	CCTDD20001 24		STD400RC/RL-DIN												
	Bush Jaeger	Bush dimmer 22		2247U												

120V/60Hz - Dimming System

No flicker in stable dimming status				Transformer												
Slight flicker at >10% dimming level or flicker below 10% dimming level (severe or slight)				Brand	Tridonic ATCO Aktivteil 105VA	GE	Eagle rise	Philips	Osram			Lightech				
Cannot dim, obvious flicker				Model	105W	SET 60LTD	EEP 60LS	Pramiline 70W	ECO-ET 60	ET-P60	Redback	Viper 22176070	LET 120/230V	LET 105/240V	LET75 97417	
Dimmer				Type	Magnetic											
	Brand	Family	Type	Model	1 Lamp	1 Lamp	1 Lamp	1 Lamp	1 Lamp	1 Lamp	1 Lamp	1 Lamp		2 Lamp	1 Lamp	
	RVE			RV15												

For additional product and application information, visit www.gelighting.com/ThinkLED

LED GU10 and PAR16 - LED4D/GU10/NFLTP and LED4D/P16/NFLTP

Product Code - 35W and 40W Replacement

89020
26383

Input Voltage	Brand	Model	Wattage	Interface	Test Results with 5 lamps
120V	Lutron	DV-600P	600	Analog	Compatible
		DVCL-153P	150	Analog	Compatible
		S-600P	600	Analog	Compatible
		CTCL-153P	150	Analog	Compatible
		D-600P	600	Analog	Compatible
		NT-600	600	Analog	Compatible
		V-600	600	Analog	Compatible
		DVF-103P	600	Analog	Compatible
	Leviton	6633	600	Analog	Compatible
		6681	600	Analog	Compatible
	Cooper	RI06PL	600	Analog	Compatible
		9530-PT (REV. A)	600	Analog	Compatible
	Jasco	18019	600	Analog	
		18023	600	Analog	Compatible
	Lutron	MA-600	600	Digital	Compatible
		AB0600M	600	Digital	Compatible
	Leviton	AT106	600	Digital	Compatible
		TT106	600	Digital	Compatible
		6161	500	Digital	Compatible
	Jasco	18022	600	Digital	Compatible
	Lutron	MRF2-6ND-120	600	Analog	Compatible
		RRD-6NA	600	Analog	Compatible
		DVF-103P	600	Analog	Compatible
	Leviton	6631	600	Analog	Compatible
		IPI06	600	Analog	Compatible
		6683	600	Analog	Compatible
	Lutron	RRD-6CL	600	Analog	Compatible
		MACL-153M	600	Analog	Compatible

Compatible

During testing through the dimming range, there was smooth transition of light dimming, no sign of flicker, and no audible noise at 3 feet.

Compatibility may vary depending upon load (number of lamps). Lamps may flicker in some situations. Performing an on-site test before installation is recommended.

During testing there was flicker, noise or unstable operation.

IMPORTANT NOTICE - Because dimming equipment, applications, and conditions of use are many, varied, and beyond GE's control, this information necessarily is based on limited sample sizes and testing, and GE does not represent or warranty the suitability of a lamp for any particular application or use in any particular equipment. This information may be updated and changed at any time without notice as new equipment and information is developed.

For additional product and application information, visit
www.gelighting.com/ThinkLED

Information provided is subject to change without notice. Please verify all details with GE. All values are design or typical values when measured under laboratory conditions, and GE makes no warranty or guarantee, expressed or implied, that such performance will be obtained under end-use conditions.

LED GU10 and PAR16 - LED6D/GU10/NFLTP and LED6D/P16/NFLTP

Product Code - 50W and 60W Replacement

26346

26384

Input Voltage	Brand	Model	Wattage	Interface	Test Results with 5 lamps	
120V	Lutron	DV-600P	600	Analog	Compatible	
		DVCL-153P	150	Analog	Compatible	
		S-600P	600	Analog	Compatible	
		CTCL-153P	150	Analog	Compatible	
		D-600P	600	Analog	Compatible	
		NT-600	600	Analog	Compatible	
		V-600	600	Analog	Compatible	
		DVF-103P	600	Analog	Compatible	
		Leviton	6633	600	Analog	Compatible
	6681		600	Analog	Compatible	
	Cooper		RI06PL	600	Analog	Compatible
		9530-PT (REV. A)	600	Analog	Compatible	
	Jasco	18019	600	Analog	Compatible	
		18023	600	Analog	Compatible	
	Lutron	MA-600	600	Digital	Compatible	
		AB0600M	600	Digital	Compatible	
	Leviton	AT106	600	Digital	Compatible	
		TT106	600	Digital	Compatible	
			6161	500	Digital	Compatible
	Jasco		18022	600	Digital	Compatible
	Lutron	MRF2-6ND-120	600	Analog	Compatible	
		RRD-6NA	600	Analog	Compatible	
		DVF-103P	600	Analog	Compatible	
	Leviton	6631	600	Analog	Compatible	
		IPI06	600	Analog	Compatible	
		6683	600	Analog	Compatible	
	Lutron	RRD-6CL	600	Analog	Compatible	
		MACL-153M	600	Analog	Compatible	

- Compatible During testing through the dimming range, there was smooth transition of light dimming, no sign of flicker, and no audible noise at 3 feet.
- Compatibility may vary depending upon load (number of lamps). Lamps may flicker in some situations. Performing an on-site test before installation is recommended.
- During testing there was flicker, noise or unstable operation.

IMPORTANT NOTICE - Because dimming equipment, applications, and conditions of use are many, varied, and beyond GE's control, this information necessarily is based on limited sample sizes and testing, and GE does not represent or warranty the suitability of a lamp for any particular application or use in any particular equipment. This information may be updated and changed at any time without notice as new equipment and information is developed.

For additional product and application information, visit www.gelighting.com/ThinkLED

LED PAR20 - LED7DP203 and LED7DP202

Product Code - 50W, 65W and 70W Replacement

93343	93354	92121	93347	92163
93348	93362	93327	93349	21282

Input Voltage	Brand	Model	Wattage	Interface	Test Results with 5 lamps
120V	Lutron	DV-600P	600	Slider - Preset	Compatible
		DVCL-153P	150	Slider - Preset	Compatible
		S-600P	600	Slider - Preset	Compatible
		CTCL-153P	150	Slider - Preset	Compatible
		D-600P	600	Rotary - Preset	Compatible
		NT-600	600	Slide-to-Off	Compatible
		V-600	600	Slider - Preset	Compatible
		DVF-103P	600	Slider - Preset	Compatible
	Leviton	6633	600	Slider - Preset	Compatible
		6681	600	Rotary - Preset	
	Cooper	RI06PL	600	Rotary - Preset	
		9530-PT (REV. A)	600	Slide Dimmer	Compatible
	Jasco	18019	600	Rotary - Preset	Compatible
		18023	600	Slider - Preset	
	Lutron	MA-600	600	Up/Down w/ Switch	
		AB0600M	600	Up/Down w/ Switch	
	Leviton	AT106	600	Up/Down w/ Switch	
		TT106	600	Touch	Compatible
		6161	500	Preset buttons	Compatible
	Jasco	18022	600	Touch	Compatible
	Lutron	MRF2-6ND-120	600	Up/Down w/ Switch	Compatible
		RRD-6NA	600	Up/Down w/ Switch	Compatible
		DVF-103P	600	Slider - Preset	Compatible
	Leviton	6631	600	Rotary - Preset	Compatible
		IPI06	600	Rotary - Preset	Compatible
		6683	600	Rotary - Preset	
	Lutron	RRD-6CL	600	Up/Down w/ Switch	Compatible
		MACL-153M	600	Up/Down w/ Switch	Compatible

Compatible

During testing through the dimming range, there was smooth transition of light dimming, no sign of flicker, and no audible noise at 3 feet.

Compatibility may vary depending upon load (number of lamps). Lamps may flicker in some situations. Performing an on-site test before installation is recommended.

During testing there was flicker, noise or unstable operation.

IMPORTANT NOTICE - Because dimming equipment, applications, and conditions of use are many, varied, and beyond GE's control, this information necessarily is based on limited sample sizes and testing, and GE does not represent or warranty the suitability of a lamp for any particular application or use in any particular equipment. This information may be updated and changed at any time without notice as new equipment and information is developed.

For additional product and application information, visit www.gelighting.com/ThinkLED

LED PAR20 - LED7DP202B830/20

Product Code - 50W, 65W and 70W Replacement

90102

Input Voltage	Brand	Model	Wattage	Interface	Test Results with 5 lamps
120V	Lutron	DVCL-153P	150	Slider - Preset	Compatible
		MRF2-6ND-120	150	Slider - Preset	Compatible
		RRD-6NA	150	Slider - Preset	Compatible
		DVF-103P	150	Slider - Preset	Compatible
		DV-600P	600	Slider - Preset	Compatible
		S-600P	600	Slider - Preset	Compatible
		CTCL-153P	150	Slider - Preset	Compatible
		D-600P	600	Rotary - Preset	Compatible
		NT-600	600	Slide-to-Off	Compatible
		V-600	600	Slider - Preset	
	AY-600PNL/TG-600PNL	600	Slider-Preset	Compatible	
	Leviton	6633	600	Slider - Preset	Compatible
		6681	600	Rotary - Preset	Compatible
		6631	600	Rotary - Preset	Compatible
		IPI06	600	Rotary - Preset	Compatible
	Cooper	6683	600	Rotary - Preset	
		RI06PL	600	Rotary - Preset	Compatible
		9530-PT (REV. A)	600	Slide Dimmer	Compatible
	Jasco	18019	600	Rotary - Preset	Compatible
		18023	600	Slider - Preset	Compatible
	Lutron	MA-600	600	Up/Down w/ Switch	
	Leviton	ATI06	600	Up/Down w/ Switch	
		TTI06	600	Touch	Compatible
		6161	500	Preset Buttons	Compatible
Jasco	18022	600	Touch		

Compatible

During testing through the dimming range, there was smooth transition of light dimming, no sign of flicker, and no audible noise at 3 feet.

Compatibility may vary depending upon load (number of lamps). Lamps may flicker in some situations. Performing an on-site test before installation is recommended.

During testing there was flicker, noise or unstable operation.

IMPORTANT NOTICE - Because dimming equipment, applications, and conditions of use are many, varied, and beyond GE's control, this information necessarily is based on limited sample sizes and testing, and GE does not represent or warranty the suitability of a lamp for any particular application or use in any particular equipment. This information may be updated and changed at any time without notice as new equipment and information is developed.

For additional product and application information, visit www.gelighting.com/ThinkLED

Information provided is subject to change without notice. Please verify all details with GE. All values are design or typical values when measured under laboratory conditions, and GE makes no warranty or guarantee, expressed or implied, that such performance will be obtained under end-use conditions.

LED PAR30 - LED12DP303W83035

Product Code - 85W Replacement

98755

Input Voltage	Brand	Model	Wattage	Interface	Test Results with 5 lamps
120V	Lutron	DV-600P	600	Slider - Preset	
		DVCL-153P	150	Slider - Preset	Compatible
		S-600P	600	Slider - Preset	
		CTCL-153P	150	Slider - Preset	Compatible
		D-600P	600	Rotary - Preset	
		NT-600	600	Slide-to-Off	Compatible
		V-600	600	Slider - Preset	Compatible
		DVF-103P	600	Slider - Preset	Compatible
	Leviton	6633	600	Slider - Preset	
		6681	600	Rotary - Preset	
	Cooper	RI06PL	600	Rotary - Preset	
		9530-PT (REV. A)	600	Slide Dimmer	
	Jasco	18019	600	Rotary - Preset	
		18023	600	Slider - Preset	
	Lutron	MA-600	600	Up/Down w/ Switch	Compatible
		AB0600M	600	Up/Down w/ Switch	
	Leviton	AT106	600	Up/Down w/ Switch	Compatible
		TT106	600	Touch	Compatible
		6161	500	preset buttons	Compatible
	Jasco	18022	600	touch	Compatible
	Lutron	MRF2-6ND-120	600	Up/Down w/ Switch	Compatible
		RRD-6NA	600	Up/Down w/ Switch	Compatible
		DVF-103P	600	Slider - Preset	Compatible
	Leviton	6631	600	Rotary - Preset	Compatible
		IPI06	600	Rotary - Preset	Compatible
		6683	600	Rotary - Preset	
	Lutron	RRD-6CL	600	Up/Down w/ Switch	Compatible
		MACL-153M	600	Up/Down w/ Switch	Compatible

Compatible

During testing through the dimming range , there was smooth transition of light dimming, no sign of flicker, and no audible noise at 3 feet.

Compatibility may vary depending upon load (number of lamps). Lamps may flicker in some situations. Performing an on-site test before installation is recommended.

During testing there was flicker, noise or unstable operation.

IMPORTANT NOTICE - Because dimming equipment, applications, and conditions of use are many, varied, and beyond GE's control, this information necessarily is based on limited sample sizes and testing, and GE does not represent or warranty the suitability of a lamp for any particular application or use in any particular equipment. This information may be updated and changed at any time without notice as new equipment and information is developed.

For additional product and application information, visit www.gelighting.com/ThinkLED

Information provided is subject to change without notice. Please verify all details with GE. All values are design or typical values when measured under laboratory conditions, and GE makes no warranty or guarantee, expressed or implied, that such performance will be obtained under end-use conditions.

LED PAR30 Visual Comfort Lens - LED12DP30R and LED12DP3LR

Product Code - 65W and 75W Replacement

67925	68387
67926	68390

Input Voltage	Brand	Model	Wattage	Interface	Test Results with 5 lamps
120V	Lutron	DV-600P	600	Slider	Compatible
		DVCL-153P	150	Slider	Compatible
		S-600P	600	Slider	Compatible
		CTCL-153P	150	Slider	Compatible
		D-600P	600	Rotary	Compatible
		NT-600	600	Slider	Compatible
		V-600	600	Slider	Compatible
		AY-600PNL/TG-600PNL	600	Slider	Compatible
		MA-600	600	Buttons	Compatible
		AB-600M	600	Buttons	Compatible
	Leviton	6633	600	Slider	Compatible
		6681	600	Rotary	Compatible
		AT106	600	Buttons	Compatible
		TT106	600	Touch	Compatible
		6161	500	Buttons	Compatible
	Cooper	RIO6PL	600	Rotary	Compatible
		9530-PT (REV. A)*	600	Slider	Compatible
	Jasco	18019	600	Rotary	Compatible
		18023	600	Slider	Compatible
		18022	600	Touch	Compatible

Compatible

During testing through the dimming range , there was smooth transition of light dimming, no sign of flicker, and no audible noise at 3 feet.

Compatibility may vary depending upon load (number of lamps). Lamps may flicker in some situations. Performing an on-site test before installation is recommended.

Compatibility may vary depending upon load (number of lamps). Lamps may flicker in some situations. Performing an on-site test before installation is recommended.

During testing there was flicker, noise or unstable operation.

During testing there was flicker, noise or unstable operation.

IMPORTANT NOTICE - Because dimming equipment, applications, and conditions of use are many, varied, and beyond GE's control, this information necessarily is based on limited sample sizes and testing, and GE does not represent or warranty the suitability of a lamp for any particular application or use in any particular equipment. This information may be updated and changed at any time without notice as new equipment and information is developed.

For additional product and application information, visit www.gelighting.com/ThinkLED

LED PAR30 Visual Comfort Lens - LED12DP30R, LED12DP3LRW and LED17DP30LW93015

Product Code - 65W and 75W Replacement

84379	84392	84384	42133	73583	84400	84407	42137	92885	20151
84380	84395	42131	42134	84399	84403	42136	42144	20135	

Input Voltage	Brand	Model	Wattage	Interface	Test Results with 5 lamps
120V	Lutron	DV-600P	600	Slider - Preset	Compatible
		DVCL-153P	150	Slider - Preset	Compatible
		S-600P	600	Slider - Preset	Compatible
		CTCL-153P	150	Slider - Preset	Compatible
		D-600P	600	Rotary - Preset	Compatible
		NT-600	600	Slide-to-Off	Compatible
		V-600	600	Slider - Preset	Compatible
		AY-600PNL/TG-600PNL	600	Slider-Preset	Compatible
	Leviton	6633	600	Slider - Preset	Compatible
		6681	600	Rotary - Preset	Compatible
	Cooper	RI06PL	600	Rotary - Preset	Compatible
		9530-PT (REV. A)	600	Slide Dimmer	Compatible
	Jasco	18019	600	Rotary - Preset	Compatible
		18023	600	Slider - Preset	Compatible
	Lutron	MA-600	600	Up/Down w/ Switch	Compatible
		AB-600M	600	Up/Down w/ Switch	Compatible
	Leviton	ATI06	600	Up/Down w/ Switch	Compatible
		TTI06	600	Touch	Compatible
		6161	500	Preset Buttons	Compatible
	Jasco	18022	600	Touch	Compatible

Compatible

During testing through the dimming range, there was smooth transition of light dimming, no sign of flicker, and no audible noise at 3 feet.

Compatibility may vary depending upon load (number of lamps). Lamps may flicker in some situations. Performing an on-site test before installation is recommended.

During testing there was flicker, noise or unstable operation.

IMPORTANT NOTICE - Because dimming equipment, applications, and conditions of use are many, varied, and beyond GE's control, this information necessarily is based on limited sample sizes and testing, and GE does not represent or warranty the suitability of a lamp for any particular application or use in any particular equipment. This information may be updated and changed at any time without notice as new equipment and information is developed.

For additional product and application information, visit www.gelighting.com/ThinkLED

LED PAR30L - LED12DP3L3W83035

Product Code - 85W Replacement

98811

Input Voltage	Brand	Model	Wattage	Interface	Test Results with 5 lamps
120V	Lutron	DV-600P	600	Slider - Preset	Compatible
		DVCL-153P	150	Slider - Preset	Compatible
		S-600P	600	Slider - Preset	Compatible
		CTCL-153P	150	Slider - Preset	Compatible
		D-600P	600	Rotary - Preset	
		NT-600	600	Slide-to-Off	Compatible
		V-600	600	Slider - Preset	Compatible
		DVF-103P	600	Slider - Preset	Compatible
	Leviton	6633	600	Slider - Preset	Compatible
		6681	600	Rotary - Preset	
	Cooper	RI06PL	600	Rotary - Preset	
		9530-PT (REV. A)	600	Slide Dimmer	Compatible
	Jasco	18019	600	Rotary - Preset	
		18023	600	Slider - Preset	
	Lutron	MA-600	600	Up/Down w/ Switch	Compatible
		AB0600M	600	Up/Down w/ Switch	Compatible
	Leviton	AT106	600	Up/Down w/ Switch	Compatible
		TT106	600	Touch	Compatible
		6161	500	Preset buttons	
	Jasco	18022	600	Touch	Compatible
	Lutron	MRF2-6ND-120	600	Up/Down w/ Switch	Compatible
	lutron	RRD-6NA	600	Up/Down w/ Switch	Compatible
		DVF-103P	600	Slider - Preset	Compatible
	Leviton	6631	600	Rotary - Preset	
		IPI06	600	Rotary - Preset	Compatible
		6683	600	Rotary - Preset	
	Lutron	RRD-6CL	600	Up/Down w/ Switch	Compatible
		MACL-153M	600	Up/Down w/ Switch	Compatible

Compatible

During testing through the dimming range, there was smooth transition of light dimming, no sign of flicker, and no audible noise at 3 feet.

Compatibility may vary depending upon load (number of lamps). Lamps may flicker in some situations. Performing an on-site test before installation is recommended.

During testing there was flicker, noise or unstable operation.

IMPORTANT NOTICE - Because dimming equipment, applications, and conditions of use are many, varied, and beyond GE's control, this information necessarily is based on limited sample sizes and testing, and GE does not represent or warranty the suitability of a lamp for any particular application or use in any particular equipment. This information may be updated and changed at any time without notice as new equipment and information is developed.

For additional product and application information, visit www.gelighting.com/ThinkLED

Information provided is subject to change without notice. Please verify all details with GE. All values are design or typical values when measured under laboratory conditions, and GE makes no warranty or guarantee, expressed or implied, that such performance will be obtained under end-use conditions.

LED PAR38 - LED12D38W

Product Code - 100W Replacement

92971

92972

Input Voltage	Brand	Model	Wattage	Interface	Test Results with 5 lamps
120V	Lutron	DVCL-153P (CTCL-153P)	150	Slider - Preset	Compatible
		DVF-103P	150	Slider - Preset	Compatible
		DV-600P (S-600 & AY-600)	600	Slider - Preset	Compatible
		D-600P	600	Rotary - Preset	
		NT-600	600	Slide-to-Off	Compatible
	Leviton	6633	600	Slider - Preset	Compatible
		6681	600	Rotary - Preset	
		6631	600	Rotary - Preset	Compatible
		IPI06	600	Rotary - Preset	Compatible
		6683	600	Rotary - Preset	
	Cooper	RI06PL	600	Rotary - Preset	Compatible
		9530-PT (REV. A)	600	Slide Dimmer	Compatible
	Jasco	18019	600	Rotary - Preset	
		18023	600	Slider - Preset	
	Lutron	MA-600	600	Up/Down w/ Switch	
		MRF2-6ND-120	600	Up/Down w/ Switch	Compatible
		RRD-6NA	600	Up/Down w/ Switch	Compatible
		RRD-6CL	600	Up/Down w/ Switch	Compatible
		MACL-153M	600	Up/Down w/ Switch	Compatible
	Leviton	ATI06	600	Up/Down w/ Switch	Compatible
		TTI06	600	Touch	Compatible
		6161	500	Preset Buttons	Compatible
	Jasco	18022	600	Touch	Compatible

Compatible

During testing through the dimming range, there was smooth transition of light dimming, no sign of flicker, and no audible noise at 3 feet.

Compatibility may vary depending upon load (number of lamps). Lamps may flicker in some situations. Performing an on-site test before installation is recommended.

During testing there was flicker, noise or unstable operation.

IMPORTANT NOTICE - Because dimming equipment, applications, and conditions of use are many, varied, and beyond GE's control, this information necessarily is based on limited sample sizes and testing, and GE does not represent or warranty the suitability of a lamp for any particular application or use in any particular equipment. This information may be updated and changed at any time without notice as new equipment and information is developed.

For additional product and application information, visit www.gelighting.com/ThinkLED

Information provided is subject to change without notice. Please verify all details with GE. All values are design or typical values when measured under laboratory conditions, and GE makes no warranty or guarantee, expressed or implied, that such performance will be obtained under end-use conditions.

LED PAR38 - LED12DP382W

Product Code - 85W Replacement

90150 90132
90151

Input Voltage	Brand	Model	Wattage	Interface	Test Results with 5 lamps
120V	Lutron	DVCL-153P	150	Slider - Preset	Compatible
		MRF2-6ND-120	150	Slider - Preset	Compatible
		RRD-6NA	150	Slider - Preset	Compatible
		DVF-103P	150	Slider - Preset	Compatible
		DV-600P	600	Slider - Preset	Compatible
		S-600P	600	Slider - Preset	Compatible
		CTCL-153P	150	Slider - Preset	Compatible
		D-600P	600	Rotary - Preset	Compatible
		NT-600	600	Slide-to-Off	Compatible
		V-600	600	Slider - Preset	Compatible
		AY-600PNL/TG-600PNL	600	Slider-Preset	Compatible
	Leviton	6633	600	Slider - Preset	Compatible
		6681	600	Rotary - Preset	Compatible
		6631	600	Rotary - Preset	Compatible
		IPI06	600	Rotary - Preset	Compatible
		6683	600	Rotary - Preset	Compatible
	Cooper	RI06PL	600	Rotary - Preset	Compatible
		9530-PT (REV. A)	600	Slide Dimmer	Compatible
	Jasco	18019	600	Rotary - Preset	Compatible
		18023	600	Slider - Preset	
	Lutron	MA-600	600	Up/Down w/ Switch	Compatible
	Leviton	ATI06	600	Up/Down w/ Switch	
		TTI06	600	Touch	
		6161	500	Preset Buttons	Compatible
	Jasco	18022	600	Touch	

Compatible

During testing through the dimming range, there was smooth transition of light dimming, no sign of flicker, and no audible noise at 3 feet.

Compatibility may vary depending upon load (number of lamps). Lamps may flicker in some situations. Performing an on-site test before installation is recommended.

During testing there was flicker, noise or unstable operation.

IMPORTANT NOTICE - Because dimming equipment, applications, and conditions of use are many, varied, and beyond GE's control, this information necessarily is based on limited sample sizes and testing, and GE does not represent or warranty the suitability of a lamp for any particular application or use in any particular equipment. This information may be updated and changed at any time without notice as new equipment and information is developed.

For additional product and application information, visit
www.gelighting.com/ThinkLED

Information provided is subject to change without notice. Please verify all details with GE. All values are design or typical values when measured under laboratory conditions, and GE makes no warranty or guarantee, expressed or implied, that such performance will be obtained under end-use conditions.

LED PAR38 - LED18DP38

Product Code - 100W Replacement

90154 22235
90162

Input Voltage	Brand	Model	Wattage	Interface	Test Results with 5 lamps	
120V	Lutron	DVCL-153P	150	Slider - Preset	Compatible	
		MRF2-6ND-120	150	Slider - Preset	Compatible	
		RRD-6NA	150	Slider - Preset	Compatible	
		DVF-103P	150	Slider - Preset	Compatible	
		DV-600P	600	Slider - Preset	Compatible	
		S-600P	600	Slider - Preset	Compatible	
		CTCL-153P	150	Slider - Preset	Compatible	
		D-600P	600	Rotary - Preset		
		NT-600	600	Slide-to-Off	Compatible	
		V-600	600	Slider - Preset	Compatible	
	AY-600PNL/TG-600PNL	600	Slider-Preset			
	Leviton	6633	600	Slider - Preset	Compatible	
		6681	600	Rotary - Preset	Compatible	
		6631	600	Rotary - Preset		
		IPI06	600	Rotary - Preset		
		6683	600	Rotary - Preset	Compatible	
		Cooper	RI06PL	600	Rotary - Preset	Compatible
			9530-PT (REV. A)	600	Slide Dimmer	Compatible
		Jasco	18019	600	Rotary - Preset	Compatible
			18023	600	Slider - Preset	Compatible
Lutron		MA-600	600	Up/Down w/ Switch		
Leviton	ATI06	600	Up/Down w/ Switch	Compatible		
	TTI06	600	Touch	Compatible		
		6161	500	Preset Buttons	Compatible	
Jasco		18022	600	Touch		

Compatible

During testing through the dimming range, there was smooth transition of light dimming, no sign of flicker, and no audible noise at 3 feet.

Compatibility may vary depending upon load (number of lamps). Lamps may flicker in some situations. Performing an on-site test before installation is recommended.

During testing there was flicker, noise or unstable operation.

IMPORTANT NOTICE - Because dimming equipment, applications, and conditions of use are many, varied, and beyond GE's control, this information necessarily is based on limited sample sizes and testing, and GE does not represent or warranty the suitability of a lamp for any particular application or use in any particular equipment. This information may be updated and changed at any time without notice as new equipment and information is developed.

For additional product and application information, visit www.gelighting.com/ThinkLED

Information provided is subject to change without notice. Please verify all details with GE. All values are design or typical values when measured under laboratory conditions, and GE makes no warranty or guarantee, expressed or implied, that such performance will be obtained under end-use conditions.

LED PAR38 - LED26DP38S

Product Code - 120W, 130W and 160W Replacement

68183	68185	33647
68184	68182	70591

Input Voltage	Brand	Model	Wattage	Interface	Test Results with 5 lamps
120V	Lutron	DV-600P	600	Analog	Compatible
		DVCL-153P	150	Analog	Compatible
		S-600P	600	Analog	Compatible
		CTCL-153P	150	Analog	Compatible
		D-600P	600	Analog	Compatible
		NT-600	600	Analog	Compatible
		V-600	600	Analog	Compatible
		AY-600PNL/TG-600PNL	600	Analog	Compatible
	Leviton	6633	600	Analog	Compatible
		6681	600	Analog	Compatible
	Cooper	RI06PL	600	Analog	Compatible
		9530-PT (REV. A)	600	Analog	Compatible
	Jasco	18019	600	Analog	Compatible
		18023	600	Analog	Compatible
	Lutron	MA-600	600	Digital	Compatible
		AB-600M	600	Digital	Compatible
	Leviton	ATI06	600	Digital	Compatible
		TTI06	600	Digital	Compatible
		6161	500	Digital	Compatible
	Jasco	18022	600	Digital	Compatible

Compatible

During testing through the dimming range, there was smooth transition of light dimming, no sign of flicker, and no audible noise at 3 feet.

Compatibility may vary depending upon load (number of lamps). Lamps may flicker in some situations. Performing an on-site test before installation is recommended.

During testing there was flicker, noise or unstable operation.

IMPORTANT NOTICE - Because dimming equipment, applications, and conditions of use are many, varied, and beyond GE's control, this information necessarily is based on limited sample sizes and testing, and GE does not represent or warranty the suitability of a lamp for any particular application or use in any particular equipment. This information may be updated and changed at any time without notice as new equipment and information is developed.

For additional product and application information, visit www.gelighting.com/ThinkLED

Information provided is subject to change without notice. Please verify all details with GE. All values are design or typical values when measured under laboratory conditions, and GE makes no warranty or guarantee, expressed or implied, that such performance will be obtained under end-use conditions.

LED PAR38 Visual Comfort Lens - LED18D38

Product Code - 100W, 120W and 150W Replacement

92923	92958	92926	83811	92967	93172	92933 (Retail - Not Visual Comfort Lens)
92934	92963	85085	65730	87917	65731	

Input Voltage	Brand	Model	Wattage	Interface	Test Results with 5 lamps
120V	Lutron	DVCL-153P (CTCL-153P)	150	Slider - Preset	Compatible
		DVF-103P			Compatible
		DV-600P (S-600 & AY-600)	600	Slider - Preset	Compatible
		D-600P	600	Rotary - Preset	
		NT-600	600	Slide-to-Off	Compatible
	Leviton	6633	600	Slider - Preset	Compatible
		6681	600	Rotary - Preset	
		6631			Compatible
		IPI06			Compatible
		6683			
	Cooper	RI06PL	600	Rotary - Preset	Compatible
		9530-PT (REV. A)	600	Slide Dimmer	Compatible
	Jasco	18019	600	Rotary - Preset	
		18023	600	Slider - Preset	
	Lutron	MA-600	600	Up/Down w/ Switch	Compatible
		MRF2-6ND-120			Compatible
		RRD-6NA			Compatible
		RRD-6CL			Compatible
		MACL-153M			Compatible
	Leviton	ATI06	600	Up/Down w/ Switch	Compatible
		TTI06	600	Touch	Compatible
		6161	500	Preset Buttons	Compatible
	Jasco	18022	600	Touch	Compatible

Compatible

During testing through the dimming range, there was smooth transition of light dimming, no sign of flicker, and no audible noise at 3 feet.

Compatibility may vary depending upon load (number of lamps). Lamps may flicker in some situations. Performing an on-site test before installation is recommended.

During testing there was flicker, noise or unstable operation.

IMPORTANT NOTICE - Because dimming equipment, applications, and conditions of use are many, varied, and beyond GE's control, this information necessarily is based on limited sample sizes and testing, and GE does not represent or warranty the suitability of a lamp for any particular application or use in any particular equipment. This information may be updated and changed at any time without notice as new equipment and information is developed.

For additional product and application information, visit www.gelighting.com/ThinkLED

Information provided is subject to change without notice. Please verify all details with GE. All values are design or typical values when measured under laboratory conditions, and GE makes no warranty or guarantee, expressed or implied, that such performance will be obtained under end-use conditions.

LED RS Cans - LED10RS4/ and LED10RS6/

Product Code - 65W Replacement

95853	95855	85153	95851
95854	95856	85160	95852

Input Voltage	Brand	Model	Wattage	Interface	Test Results with 5 lamps
120V	Lutron	DVCL-153P	150	Slider - Preset	
		MRF2-6ND-120	150	Slider - Preset	Compatible
		RRD-6NA	150	Slider - Preset	Compatible
		DVF-103P	150	Slider - Preset	Compatible
		DV-600P	600	Slider - Preset	Compatible
		S-600P	600	Slider - Preset	Compatible
		CTCL-153P	150	Slider - Preset	Compatible
		D-600P	600	Rotary - Preset	Compatible
		NT-600	600	Slide-to-Off	Compatible
		V-600	600	Slider - Preset	Compatible
		AY-600PNL/TG-600PNL	600	Slider-Preset	Compatible
	Leviton	6633	600	Slider - Preset	Compatible
		6681	600	Rotary - Preset	Compatible
		6631	600	Rotary - Preset	Compatible
		IPI06	600	Rotary - Preset	Compatible
		6683	600	Rotary - Preset	Compatible
	Cooper	RI06PL	600	Rotary - Preset	Compatible
		9530-PT (REV. A)	600	Slide Dimmer	Compatible
	Jasco	18019	600	Rotary - Preset	Compatible
		18023	600	Slider - Preset	Compatible
	Lutron	MA-600	600	Up/Down w/ Switch	
	Leviton	ATI06	600	Up/Down w/ Switch	Compatible
		TTI06	600	Touch	
		6161	500	Preset Buttons	
	Jasco	18022	600	Touch	

Compatible

During testing through the dimming range, there was smooth transition of light dimming, no sign of flicker, and no audible noise at 3 feet.

Compatibility may vary depending upon load (number of lamps). Lamps may flicker in some situations. Performing an on-site test before installation is recommended.

During testing there was flicker, noise or unstable operation.

IMPORTANT NOTICE - Because dimming equipment, applications, and conditions of use are many, varied, and beyond GE's control, this information necessarily is based on limited sample sizes and testing, and GE does not represent or warranty the suitability of a lamp for any particular application or use in any particular equipment. This information may be updated and changed at any time without notice as new equipment and information is developed.

For additional product and application information, visit www.gelighting.com/ThinkLED

Information provided is subject to change without notice. Please verify all details with GE. All values are design or typical values when measured under laboratory conditions, and GE makes no warranty or guarantee, expressed or implied, that such performance will be obtained under end-use conditions.

LED RS Cans - LED10RS4/ and LED10RS6/

Product Code - 90W Replacement

70120	70124
70122	70127

Input Voltage	Brand	Model	Wattage	Interface	Test Results with 5 lamps
120V	Lutron	DVCL-153P	150	Slider - Preset	
		MRF2-6ND-120	150	Slider - Preset	
		RRD-6NA	150	Slider - Preset	Compatible
		DVF-103P	150	Slider - Preset	Compatible
		DV-600P	600	Slider - Preset	Compatible
		S-600P	600	Slider - Preset	Compatible
		CTCL-153P	150	Slider - Preset	Compatible
		D-600P	600	Rotary - Preset	Compatible
		NT-600	600	Slide-to-Off	Compatible
		V-600	600	Slider - Preset	Compatible
		AY-600PNL/TG-600PNL	600	Slider-Preset	Compatible
	Leviton	6633	600	Slider - Preset	Compatible
		6681	600	Rotary - Preset	Compatible
		6631	600	Rotary - Preset	Compatible
		IPI06	600	Rotary - Preset	Compatible
		6683	600	Rotary - Preset	Compatible
	Cooper	RI06PL	600	Rotary - Preset	Compatible
		9530-PT (REV. A)	600	Slide Dimmer	Compatible
	Jasco	18019	600	Rotary - Preset	
		18023	600	Slider - Preset	Compatible
	Lutron	MA-600	600	Up/Down w/ Switch	Compatible
	Leviton	ATI06	600	Up/Down w/ Switch	Compatible
		TTI06	600	Touch	
		6161	500	Preset Buttons	
	Jasco	18022	600	Touch	

Compatible

During testing through the dimming range, there was smooth transition of light dimming, no sign of flicker, and no audible noise at 3 feet.



Compatibility may vary depending upon load (number of lamps). Lamps may flicker in some situations. Performing an on-site test before installation is recommended.



During testing there was flicker, noise or unstable operation.

IMPORTANT NOTICE - Because dimming equipment, applications, and conditions of use are many, varied, and beyond GE's control, this information necessarily is based on limited sample sizes and testing, and GE does not represent or warranty the suitability of a lamp for any particular application or use in any particular equipment. This information may be updated and changed at any time without notice as new equipment and information is developed.

For additional product and application information, visit
www.gelighting.com/ThinkLED



Product is compliant with material restriction requirements of RoHS



www.gelighting.com

GE and the GE Monogram are trademarks of the General Electric Company. Information provided is subject to change without notice. All values are design or typical values when measured under laboratory conditions. © 2014 GE Lighting.

led-replacement-lamps-dimmer-capability-table (Rev 11/18/15)

GE
Lighting

awaken



LED replacement lamps



ecomaginationSM



imagination at work

exceeding expectations

Why choose GE'S LED Lamps?

Innovation leadership

A GE scientist invented the first visible LED in 1962, pioneering a technology that is revolutionizing the lighting industry. That was our start and now we are dedicated to constantly improving LED performance. We continually invest in new products and the latest upgrades to make sure our best LED solutions are available.



Trust

We've been here. We'll be here. Built into each of GE's LED replacement lamps is 125 years of experience, reliability and innovation. Every performance claim we make is supported by stringent, comprehensive testing—ensuring that your lighting investment pays off today and in the future.

Long life

GE's LED replacement lamps are sturdy, dependable and long lasting. Depending on the lamp, you can expect up to 50,000 hours of rated life. That's 12 hours a day, every day of the year, for over a decade.

Short payback period

Decreased energy and maintenance costs, combined with utility rebates, deliver results that often exceed your expectations.





Family of solutions

Directional. Omni-directional. Decorative. Dimming. Tight optical control. Accent. Task. Display. Indoor. Outdoor. You name it. We've got it in LED.





LED replacement lamps

Decorative Lamps

Bulb Shape	Base Type	Watts	Order Code	Description	Volts	Case Qty**	MOL (In)	Lumens Initial	CBCP	Initial Color Temp	CRI	Wattage Replacement	*Rated Life L70 (Hrs)	Dimmable	ENERGY STAR® Status	#Location Rating	Additional Information				
Candles																					
	CA11	MED	3.5	68168	LED3DCAM-C/TP	120	3	4.2	170		2700	80	25W	15,000	Yes		Damp	Clear, Bent tip			
			4	68167	LED4DCAM-F/TP	120	3	4.2	270		2700	82	25W	15,000	Yes		Damp	Frost, Bent tip			
				21250	LED4DCAM-C3/827	120	6	4.2	300		2700	80	40W	15,000	Yes	★	Damp	Clear, Bent tip			
				69111	LED4DCAM-C3/850	120	6	4.2	300		5000	80	40W	15,000	Yes	★	Damp	Clear, Bent tip			
				75554	LED4DCAMCF/824	120	6	4.2	250		2400	80	25W	15,000	Yes		Damp	Clear, Bent tip			
	CAND	3.5	7	21251	LED7DCAM-C3/827	120	6	4.8	500		2700	80	60W	15,000	Yes	★	Damp	Clear, Bent tip			
			4	68166	LED3DCAC-C/TP	120	3	4.3	170		2700	80	25W	15,000	Yes		Damp	Clear, Bent tip			
				68165	LED4DCAC-F/TP	120	3	4.3	270		2700	82	25W	15,000	Yes		Damp	Frost, Bent tip			
				21231	LED4DCAC-C3/827	120	6	4.3	300		2700	80	40W	15,000	Yes	★	Damp	Clear, Bent tip			
				69109	LED4DCAC-C3/850	120	6	4.3	300		2700	80	40W	15,000	Yes	★	Damp	Clear, Bent tip			
				75553	LED4DCACCF/824	120	6	4.3	250		2400	80	25W	15,000	Yes		Damp	Clear, Bent tip			
				21233	LED7DCAC-C3/827	120	6	4.8	500		2700	80	60W	15,000	Yes	★	Damp	Clear, Bent tip			
			Globes																		
				G16.5	CAND	4.5	68169	LED4DG16C-W/TP	120	3	3.0	270		2700	82	25W	15,000	Yes		Damp	White
	68170	LED4DG16C-C/TP				120	3	3.0	270		2700	82	25W	15,000	Yes		Damp	Clear			
	G25	MED	4.5	68171	LED4DG25M-W/TP	120	3	4.3	280		2700	82	25W	15,000	Yes		Damp	White			
				68172	LED4DG25M-C/TP	120	3	4.3	280		2700	82	25W	15,000	Yes		Damp	Clear			
				21253	LED5DG25-W3/827	120	6	4.3	350		2700	80	40W	15,000	Yes	★	Damp	White			
				7	21255	LED7DG25-W3/827	120	6	4.3	500		2700	80	60W	15,000	Yes	★	Damp	White		

Filament Lamps

Bulb Shape	Base Type	Watts	Order Code	Description	Volts	Case Qty**	MOL (In)	Lumens Initial	CBCP	Initial Color Temp	CRI	Wattage Replacement	*Rated Life L70 (Hrs)	Dimmable	ENERGY STAR® Status	#Location Rating	Additional Information	
Candles																		
	ST19	MED	5	33025	LED5DST19-V-OT2P	120	8	5	440		2500		40W	15,000	Yes		Damp	4, 2-packs, Vintage Filament
			3	76018	LED3DST19-V	120	6	5	440		2500		25W	15,000	Yes		Damp	Vintage Filament
	CA11	E12	3	75915	LED3DCAC-V	120	6	4.4	300		2500	80	40W	15,000	Yes		Damp	Bent Tip, Vintage Filament
			3	75914	LED3DCAM-V	120	6	4.4	300		2500	80	40W	15,000	Yes		Damp	Bent Tip, Vintage Filament

Updated / New Product

Information provided is subject to change without notice. Please verify all details with GE. All values are design or typical values when measured under laboratory conditions, and GE makes no warranty or guarantee, expressed or implied, that such performance will be obtained under end-use conditions.

* The life rating is based on the hours of operation the lamp will provide before reaching 70% of its original rating (L70)

** Minimum order quantity = 6

★ ENERGY STAR® status: ENERGY STAR® certified. Lamps without a ★ are not ENERGY STAR® certified.

UL 1993 Environmental Requirements for LED LAMPS

Location, damp - Exterior or interior location that is normally or periodically subject to condensation of moisture in, on, or adjacent to, electrical equipment, and includes partially protected locations.

Location, dry - Location not normally subject to dampness, may include a location subject to temporary dampness, i.e., building under construction, provided ventilation is adequate to prevent an accumulation of moisture.



Location, wet - Location in which water or other liquid can drip, splash, or flow on or against electrical equipment.

Notes: 1) Product descriptions ending in "/TP" indicate a carded blister or clamshell package nested in a tray for shelf display. Cards also designed for hook display.


Get more information at
GELighting.com/ThinkLED

LED replacement lamps

A-Line Lamps

Bulb Shape	Base Type	Watts	Order Code	Description	Volts	Case Qty**	MOL (In)	Lumens Initial	CBCP	Initial Color Temp	CRI	Wattage Replacement	*Rated Life L70 (Hrs)	Dimmable	ENERGY STAR® Status	#Location Rating	Additional Information
	MED	4	34038	LED4DA15-W3/827	120	6	3.5	300		2700	80	40W	15,000	Yes		Damp	White
			34051	LED4DA15-C3/827	120	6	3.5	300		2700	80	40W	15,000	Yes		Damp	Clear
	MED	6	69115	LED6DA19/827	120	6	4.4	480		2700	80	40W	15,000	Yes	★	Damp	White, Omni, ES 2.0
			69118	LED6DA19/830	120	6	4.4	480		3000	80	40W	15,000	Yes	★	Damp	White, Omni, ES 2.0
			69132	LED6DA19/840	120	6	4.4	480		4000	80	40W	15,000	Yes	★	Damp	White, Omni, ES 2.0
			69144	LED6DA19/850	120	6	4.4	480		5000	80	40W	15,000	Yes	★	Damp	White, Omni, ES 2.0
			14063	LED7DAV3/827W	120	6	4.6	470		2700	80	40W	25,000	Yes		Damp	White, Semi-Omni
	MED	7	95928	LED7DAV3/5K	120	6	4.6	500		5000	80	40W	25,000	Yes		Damp	White, Semi-Omni
			11332	LED7DA19/827	120	6	4.4	450		2700	80	40W	25,000	Yes		Damp	White, Omnidirectional
			71208	LED7DA19/830	120	6	4.4	450		3000	80	40W	25,000	Yes		Damp	White, Omnidirectional
			34238	LED7DA19/824	120	6	4.44	450		2400	80	40W	25,000	Yes		Damp	White
			69117	LED10DA19/827	120	6	4.4	800		2700	80	60W	15,000	Yes	★	Damp	White, Omni, ES 2.0
	MED	10	69119	LED10DA19/830	120	6	4.4	800		3000	80	60W	15,000	Yes	★	Damp	White, Omni, ES 2.0
			69133	LED10DA19/840	120	6	4.4	800		4000	80	60W	15,000	Yes	★	Damp	White, Omni, ES 2.0
			69146	LED10DA19/850	120	6	4.4	800		5000	80	60W	15,000	Yes	★	Damp	White, Omni, ES 2.0
			13791	LED11DAV3/827W	120	6	4.6	800		2700	80	60W	15,000	Yes		Damp	White, Semi-Omni
			95927	LED11DAV3/5K	120	6	4.4	850		5000	80	60W	15,000	Yes		Damp	White, Semi-Omni
MED	11	11328	LED11DA19/827	120	6	4.4	800		2700	80	60W	25,000	Yes		Damp	White, Omnidirectional	
		71209	LED11DA19/830	120	6	4.4	800		3000	80	60W	25,000	Yes		Damp	White, Omnidirectional	
		29268	LED11DA19/824	120	6	4.44	800		2400	80	60W	25,000	Yes		Damp	White, Omnidirectional	
		74357	LED11DA19827GU24	120	6	5.43	800		2700	80	60W	25,000	Yes		Damp	White, Omnidirectional	
		GU24	12	73384	LED12A21/830FE	120	6	5.31	1100		3000	80	75W	25,000	Yes		Damp
73404	LED12DA21/850FE			120	6	5.31	1100		5000	80	75W	25,000	Yes		Damp	White, Enclosed, Omni	
MED	13		12422	LED13DA212/827	120	6	5.28	1100		2700	80	75W	25,000	Yes		Damp	White, Omnidirectional
			94936	LED14DA21/827W	120	6	5.3	1100		2700	80	75W	15,000	Yes		Damp	White, Semi-Omni
			12349	LED16DA212/827	120	6	5.28	1600		2700	80	100W	25,000	Yes		Damp	White, Omnidirectional
MED	16		12399	LED16DA212/830	120	6	5.3	1600		3000	80	100W	25,000	Yes		Damp	White, Omnidirectional
			92498	LED16DA21827GU24	120	6	5.43	1600		2700	80	100W	25,000	Yes		Damp	White, Omnidirectional
MED	16		73376	LED16A30/100/827	120	6	5.31	360/1400/900		2700	80	30/70/100	25,000	-	★	Damp	3-Way
			92118	LED16A30/100/5KB	120	3	5.31	400/1600/1050		5000	80	30/70/100	25,000	-	★	Damp	3-Way
			16113	LED17DA21/827	120	6	5.3	1600		2700	78	100W	15,000	Yes		Damp	White, Semi-Omni
		73378	LED22A50/150/827	150	6	5.31	700/2155/1600		2700	80	50/100/150	25,000	-		Damp	3-Way	
			92120	LED22A50/150/5KB	120	3	5.31	700/2155/1600		5000	80	50/100/150	25,000	-		Damp	3-Way

LED Bright Stik™

Bulb Shape	Base Type	Watts	Order Code	Description	Volts	Case Qty**	MOL (In)	Lumens Initial	CBCP	Initial Color Temp	CRI	Wattage Replacement	*Rated Life L70 (Hrs)	Dimmable	ENERGY STAR® Status	#Location Rating	Additional Information
	MED	5.5	66256	LED5.5LS3/827	120	48	4.45	450		2700	80	40W	15,000	-	★	Damp	Case = 16 3-packs, ES 2.0
			75177	LED5.5LS3/850	120	48	4.45	450		5000	80	40W	15,000	-	★	Damp	Case = 16 3-packs, ES 2.0
	MED	6	35517	LED6LS3/828	120	48	4.45	450		2850	80	40W	15,000	-		Indoor	Case = 16 3-packs
			35519	LED6LS3/850	120	48	4.45	450		5000	80	40W	15,000	-		Indoor	Case = 16 3-packs
	MED	9	75184	LED9LS3/827	120	48	4.45	800		2700	80	60W	15,000	-	★	Damp	Case = 16 3-packs, ES 2.0
			75588	LED9LS3/850	120	48	4.45	800		5000	80	60W	15,000	-	★	Damp	Case = 16 3-packs, ES 2.0
	MED	10	28089	LED10LS3/828	120	48	4.45	760		2800	80	60W	15,000	-		Indoor	Case = 16 3-packs
			32273	LED10LS3/850	120	48	4.45	760		5000	80	60W	15,000	-		Indoor	Case = 16 3-packs
	MED	14	35520	LED14LS2/828	120	32	5.24	1060		2850	80	75W	15,000	-		Indoor	Case = 16 2-packs
			35522	LED14LS2/850	120	32	5.24	1060		5000	80	75W	15,000	-		Indoor	Case = 16 2-packs
	MED	16	35523	LED16LS2/828	120	32	5.24	1520		2850	80	100W	15,000	-		Indoor	Case = 16 2-packs
			35524	LED16LS2/850	120	32	5.24	1520		5000	80	100W	15,000	-		Indoor	Case = 16 2-packs

Updated / New Product

Information provided is subject to change without notice. Please verify all details with GE. All values are design or typical values when measured under laboratory conditions, and GE makes no warranty or guarantee, expressed or implied, that such performance will be obtained under end-use conditions.

* The life rating is based on the hours of operation the lamp will provide before reaching 70% of its original rating (L70)

** Minimum order quantity = 6

★ ENERGY STAR® status: ENERGY STAR® certified. Lamps without a ★ are not ENERGY STAR® certified.

UL 1993 Environmental Requirements for LED LAMPs

Location, damp - Exterior or interior location that is normally or periodically subject to condensation of moisture in, on, or adjacent to, electrical equipment, and includes partially protected locations.

Location, dry - Location not normally subject to dampness, may include a location subject to temporary dampness, i.e., building under construction, provided ventilation is adequate to prevent an accumulation of moisture.




Location, wet - Location in which water or other liquid can drip, splash, or flow on or against electrical equipment.

Notes: 1) Product descriptions ending in "/TP" indicate a carded blister or clamshell package nested in a tray for shelf display. Cards also designed for hook display.





Get more information at
GELighting.com/ThinkLED

LED replacement lamps

Reflector Lamps

Bulb Shape	Base Type	Watts	Order Code	Description	Volts	Case Qty**	MOL (In)	Lumens Initial	CBCP	Initial Color Temp	CRI	Wattage Replacement	*Rated Life L70 (Hrs)	Dimmable	ENERGY STAR® Status	#Location Rating	Additional Information	
R20																		
	MED	7	38268	LED7DR20/827	120	6	3.64	470		2700	80		25,000	Yes		Damp	White	
			43233	LED7DR20/830	120	6	3.64	470		3000	80		25,000	Yes		Damp	White	
			38273	LED7DR20/850	120	6	3.64	500		5000	80		25,000	Yes		Damp	White	
BR30																		
	MED	10	68160	LED10DR303/827W	120	6	5.4	700		2700	80	65W	25,000	Yes	★	Damp	Frosted, White body	
			68161	LED10DR303/830W	120	6	5.4	700		3000	80	65W	25,000	Yes	★	Damp	Frosted, White body	
			69107	LED10DR303/850W	120	6	5.4	700		3000	80	65W	25,000	Yes	★	Damp	Frosted, White body	
			43234	LED10DR30V/827W	120	3	5.37	650		2700	80	65W	15,000	Yes		Damp	Frosted, White body	
			43237	LED10DR30V/830W	120	3	5.37	650		3000	80	65W	15,000	Yes		Damp	Frosted, White body	
			43241	LED10DR30V/850W	120	3	5.37	650		5000	80	65W	15,000	Yes		Damp	Frosted, White body	
BR40																		
	MED	13	64176	LED13DBR40/827	120	6	6.3	1070		2700	80	85W	25,000	Yes	★	Damp	Frosted, White body	
			14708	LED13DBR40/830	120	6	6.3	1070		3000	80	85W	25,000	Yes	★	Damp	Frosted, White body	
			20445	LED13BR40/5K/TP	120	3	6.34	1070		5000	80	85W	25,000	Yes	★	Damp	Frosted, White body	

Directional Lamps (MR16 - GU10)

Bulb Shape	Base Type	Watts	Order Code	Description	Volts	Case Qty**	MOL (In)	Lumens Initial	CBCP	Initial Color Temp	CRI	Wattage Replacement	*Rated Life L70 (Hrs)	Dimmable	ENERGY STAR® Status	#Location Rating	Additional Information	
12 Volt AC/DC MR16																		
	GU5.3	7	93412	LED7DMR16S830/15	12	6	2.3	460	3800	3000	80	35W	25,000	Yes		Damp	Spot 15° beam, Silver	
			69920	LED7DMR16D830/25	12	6	1.9	390	1900	3000	83	35W	25,000	Yes		Damp	Narrow Flood 25° beam, Silver	
			93433	LED7DMR16S840/15	12	6	1.97	490	4200	4000	80	35W	25,000	Yes		Damp	Accent, 15° beam, Silver	
	GU5.3	7	35196	LED7XDMRX1683025	12	6	2.2	500	1350	3000	80	50W	25,000	Yes	★	Damp	Flood 35° beam, White	
			35206	LED7XDMRX1682725	12	6	2.2	480	2350	2700	80	50W	25,000	Yes	★	Damp	Narrow Flood 25° beam, White	
			35195	LED7XDMRX1683025	12	6	2.2	500	2350	3000	80	50W	25,000	Yes	★	Damp	Narrow Flood 25° beam, White	
			35196	LED7XDMRX1683035	12	6	2.2	500	1350	3000	80	50W	25,000	Yes	★	Damp	Flood 35° beam, White	
			35206	LED7XDMRX1682725	12	6	2.2	500	2350	2700	80	50W	25,000	Yes	★	Damp	Narrow Flood 25° beam, White	
			35214	LED7XDMRX1682735	12	6	2.2	500	1350	2700	80	50W	25,000	Yes	★	Damp	Flood 35° beam, White	
			35529	LED7DMRX15827/15	12	6	2.2	400	3400	2700	80	35W	25,000	Yes		Damp	Spot 15° beam, White	
			21359	LED7MRX16R930/10	12	6	2.01	350	8000	3000	95	50W	25,000	-		Damp	Spot, 10° beam, Reveal	
Value 12 Volt AC/DC MR16																		
	GU5.3	5.5	35542	LED5.5DMR1684035	12	6	1.8	460	1100	4000	80	35W	25,000	Yes	★	Damp	Flood, 35° beam, White	
			35535	LED5.5DMR1683035	12	6	1.88	420	1000	3000	80	35W	25,000	Yes	★	Damp	Flood, 35° beam, White	
			35540	LED5.5DMR1682735	12	6	1.88	400	1000	2700	80	35W	25,000	Yes	★	Damp	Flood, 35° beam, White	
			7	39542	LED7XDMR16-V2725	12	6	1.88	530	2400	2700	80	50W	25,000	Yes		Damp	Narrow Flood, 25° beam, White
				39567	LED7XDMR16-V2735	12	6	1.88	530	1400	2700	80	50W	25,000	Yes		Damp	Flood, 35° beam, White
				35543	LED7XDMR16-28325	12	6	1.8	500	2350	3000	80	50W	25,000	Yes	★	Damp	Narrow Flood, 25° beam, White
35544	LED7XDMR16-28335	12	6	1.8	500	1350	3000	80	50W	25,000	Yes	★	Damp	Flood 35° beam, White				
120 Volt GU10																		
	GU10	3.5	37114	LED4D/GU1083035	120	6	2.1	250	550	3000	80	35W	25,000	Yes	★	Dry	Flood, 35° beam, White	
			89020	LED4D/GU10/NFLTP	120	3	2.1	250	720	3000	80	35W	25,000	Yes	★	Damp	Flood, 35° beam, White	
			6	26346	LED6D/GU10/NFL/TP	120	3	2.1	380	1100	3000	80	50W	25,000	Yes	★	Damp	Flood, 35° beam, White

Updated / New Product

Information provided is subject to change without notice. Please verify all details with GE. All values are design or typical values when measured under laboratory conditions, and GE makes no warranty or guarantee, expressed or implied, that such performance will be obtained under end-use conditions.

* The life rating is based on the hours of operation the lamp will provide before reaching 70% of its original rating (L70)

** Minimum order quantity = 6

★ ENERGY STAR® status: ENERGY STAR® certified. Lamps without a "★" are not ENERGY STAR® certified.

UL 1993 Environmental Requirements for LED LAMPS

Location, damp - Exterior or interior location that is normally or periodically subject to condensation of moisture in, on, or adjacent to, electrical equipment, and includes partially protected locations.

Location, dry - Location not normally subject to dampness, may include a location subject to temporary dampness, i.e., building under construction, provided ventilation is adequate to prevent an accumulation of moisture.



Location, wet - Location in which water or other liquid can drip, splash, or flow on or against electrical equipment.

Notes: 1) Product descriptions ending in "/TP" indicate a carded blister or clamshell package nested in a tray for shelf display. Cards also designed for hook display.


Get more information at
GELighting.com/ThinkLED

LED replacement lamps



Directional Lamps (PAR16 - PAR20)

Bulb Shape	Base Type	Watts	Order Code	Description	Volts	Case Qty**	MOL (In)	Lumens Initial	CBCP	Initial Color Temp	CRI	Wattage Replacement	*Rated Life L70 (Hrs)	Dimmable	ENERGY STAR® Status	#Location Rating	Additional Information	
Compact PAR16																		
	MED	4	26383	LED4D/P16/NFLTP	120	3	2.8	250	720	3000	80	40W	25,000	Yes	★	Dry	Flood, 35° beam, White	
		6	26384	LED6D/P16/NFLTP	120	3	2.8	380	1100	3000	80	60W	25,000	Yes	★	Dry	Flood, 35° beam, White	
Compact PAR20																		
	MED	7	93327	LED7DP203B830/20	120	6	3.5	520	3600	3000	80	50W	25,000	Yes	★	Damp	Narrow Flood, 20° beam Black	
		93347	LED7DP203W830/20	120	6	3.5	520	3600	3000	80	50W	25,000	Yes	★	Damp	Narrow Flood, 20° beam White		
		93348	LED7DP203W830/35	120	6	3.5	520	1200	3000	80	50W	25,000	Yes	★	Damp	Flood, 35° beam White		
		93349	LED7DP203B827/20	120	6	3.5	500	3600	2700	80	50W	25,000	Yes	★	Damp	Narrow Flood, 20° beam Black		
		93354	LED7DP203B827/35	120	6	3.5	500	1150	2700	80	50W	25,000	Yes	★	Damp	Flood, 35° beam Black		
		93360	LED7DP203W827/20	120	6	3.5	500	3600	2700	80	50W	25,000	Yes	★	Damp	Narrow Flood, 20° beam White		
		93362	LED7DP203W827/35	120	6	3.5	500	1150	2700	80	50W	25,000	Yes	★	Damp	Flood, 35° beam White		


Directional Lamps (PAR30 - Low Glare - Visual Comfort Lens™)

Bulb Shape	Base Type	Watts	Order Code	Description	Volts	Case Qty**	MOL (In)	Lumens Initial	CBCP	Initial Color Temp	CRI	Wattage Replacement	*Rated Life L70 (Hrs)	Dimmable	ENERGY STAR® Status	#Location Rating	Additional Information	
Compact PAR30 - Low Glare - Visual Comfort Lens™																		
	MED	12	84374	LED12DP30RW93015	120	6	3.74	860	9400	3000	90	75W	25,000	Yes	★	Damp	Spot, 15° beam, White	
		84379	LED12DP30RW93025	120	6	3.74	900	3900	3000	90	75W	25,000	Yes	★	Damp	Narrow Flood, 25° beam, White		
		84380	LED12DP30RW93040	120	6	3.74	900	1800	3000	90	75W	25,000	Yes	★	Damp	Flood, 40° beam, White		
		84392	LED12DP30RW92725	120	6	3.74	850	3500	2700	90	75W	25,000	Yes	★	Damp	Narrow Flood, 25° beam, White		
		84395	LED12DP30RW92740	120	6	3.74	850	1700	2700	90	75W	25,000	Yes	★	Damp	Flood, 40° beam, White		
		84384	LED12DP30RW83025	120	6	3.74	1050	4800	3000	80	75W	25,000	Yes	★	Damp	Narrow Flood, 25° beam, White		
		42131	LED12DP30RW83040	120	6	3.74	1050	2400	3000	80	75W	25,000	Yes	★	Damp	Flood, 40° beam, White		
		42133	LED12DP30RW82725	120	6	3.74	1000	4700	2700	80	75W	25,000	Yes	★	Damp	Narrow Flood, 25° beam, White		
		42134	LED12DP30RW82740	120	6	3.74	1000	2200	2700	80	75W	25,000	Yes	★	Damp	Flood, 40° beam, White		
		73583	LED12DP30RB82740	120	6	3.74	1000	2200	2700	80	75W	25,000	Yes	★	Damp	Flood, 40° beam, Black		
		Compact PAR30 - Long Neck - Low Glare - Visual Comfort Lens™																
	MED	12	84399	LED12DP3LRW93025	120	6	4.72	900	3900	3000	90	75W	25,000	Yes	★	Damp	Narrow Flood, 25° beam, White	
		84400	LED12DP3LRW93040	120	6	4.72	900	1800	3000	90	75W	25,000	Yes	★	Damp	Flood, 40° beam, White		
		84407	LED12DP3LRW92740	120	6	4.72	850	1700	2700	90	75W	25,000	Yes	★	Damp	Flood, 40° beam, White		
		42136	LED12DP3LRW83025	120	6	4.72	1050	4800	3000	80	75W	25,000	Yes	★	Damp	Narrow Flood, 25° beam, White		
		42137	LED12DP3LRW83040	120	6	4.72	1050	2400	3000	80	75W	25,000	Yes	★	Damp	Flood, 40° beam, White		
		42141	LED12DP3LRW82725	120	6	4.72	1000	4700	2700	80	75W	25,000	Yes	★	Damp	Narrow Flood, 25° beam, White		
		42144	LED12DP3LRW82740	120	6	4.72	1000	2200	2700	80	75W	25,000	Yes	★	Damp	Flood, 40° beam, White		
		20151	LED17DP30LW93025	120	6	4.8	1100	4600	3000	90	75W	25,000	Yes	★	Damp	Spot, 25° beam, White		

Directional Lamps (PAR30 - STIR)

Bulb Shape	Base Type	Watts	Order Code	Description	Volts	Case Qty**	MOL (In)	Lumens Initial	CBCP	Initial Color Temp	CRI	Wattage Replacement	*Rated Life L70 (Hrs)	Dimmable	ENERGY STAR® Status	#Location Rating	Additional Information	
Compact PAR30																		
	MED	12	98755	LED12DP303W83035	120	6	3.66	950	2600	3000	80	75W	25,000	Yes	★	Damp	Flood, 35° beam, White, STIR	
Compact PAR30 Long Neck																		
	MED	12	98811	LED12DP3L3W83035	120	6	4.61	950	2600	3000	80	75W	25,000	Yes	★	Damp	Accent, 35° beam, White, STIR	

Directional Lamps (PAR30 - High Output)

Bulb Shape	Base Type	Watts	Order Code	Description	Volts	Case Qty**	MOL (In)	Lumens Initial	CBCP	Initial Color Temp	CRI	Wattage Replacement	*Rated Life L70 (Hrs)	Dimmable	ENERGY STAR® Status	#Location Rating	Additional Information	
Universal 120-277V																		
	MED	18	75089	LED18P30LW83015	120-277	6	4.6	1800	15500	3000	80	75W	25,000	-		Damp	Spot, 15°, White	
			75091	LED18P30LW83025	120-277	6	4.6	1800	7000	3000	80	75W	25,000	-		Damp	Narrow Flood, 25°, White	
			75065	LED18P30LW93015	120-277	6	4.6	1400	12500	3000	90	75W	25,000	-		Damp	Spot, 15° beam, MTO, 1000 Min. Qty, 12 Week Lead Time, White	
			75078	LED18P30LW93025	120-277	6	4.6	1400	5000	3000	90	75W	25,000	-		Damp	Narrow Flood, 25°, White	

Updated / New Product

Information provided is subject to change without notice. Please verify all details with GE. All values are design or typical values when measured under laboratory conditions, and GE makes no warranty or guarantee, expressed or implied, that such performance will be obtained under end-use conditions.

* The life rating is based on the hours of operation the lamp will provide before reaching 70% of its original rating (L70)

** Minimum order quantity = 6

★ ENERGY STAR® status: ENERGY STAR® certified. Lamps without a ★ are not ENERGY STAR® certified.

UL 1993 Environmental Requirements for LED LAMPS

Location, damp - Exterior or interior location that is normally or periodically subject to condensation of moisture in, on, or adjacent to, electrical equipment, and includes partially protected locations.

Location, dry - Location not normally subject to dampness, may include a location subject to temporary dampness, i.e., building under construction, provided ventilation is adequate to prevent an accumulation of moisture.


Location, wet - Location in which water or other liquid can drip, splash, or flow on or against electrical equipment.

Notes: 1) Product descriptions ending in "/TP" indicate a carded blister or clamshell package nested in a tray for shelf display. Cards also designed for hook display.

Get more information at
GELighting.com/ThinkLED

LED replacement lamps

Directional Lamps (PAR38 - Low Glare - Visual Comfort Lens™)

Bulb Shape	Base Type	Watts	Order Code	Description	Volts	Case Qty**	MOL (In)	Lumens Initial	CBCP	Initial Color Temp	CRI	Wattage Replacement	*Rated Life L70 (Hrs)	Dimmable	ENERGY STAR® Status	#Location Rating	Additional Information	
PAR38 - Low Glare - Visual Comfort Lens™																		
PAR38	MED	12	63323	LED12DP38W827/25	120	6	5.3	960	4600	2700	80	90W	25,000	Yes		Dry	Narrow Flood, 25° beam, White	
			63334	LED12DP38W927/25	120	6	5.3	820	3900	2700	91	90W	25,000	Yes		Dry	Narrow Flood, 25° beam, White	
	18	18	92971	LED12D38W3827/40	120	6	5.31	1050	2300	2700	81	100W	25,000	Yes	★	Damp	Flood, 40° beam, White	
			92972	LED12D38W3830/25	120	6	5.31	1050	5500	3000	81	100W	25,000	Yes	★	Damp	Narrow Flood, 25° beam, White	
			92973	LED12D38W0383040	120	6	5.31	1050	2300	3000	80	100W	25,000	Yes	★	Wet	Flood, 40° beam, White	
			92923	LED18D38W3927/25	120	6	5.31	1250	4900	2700	92	100W	25,000	Yes	★	Damp	Narrow Flood, 25° beam, White	
			92933	LED18D38W3930/25	120	6	5.31	1350	5200	3000	92	100W	25,000	Yes	★	Damp	Narrow Flood, 25° beam, White	
			92927	LED18D38W3930/15	120	6	5.32	1350	15000	3000	92	75W	25,000	Yes	★	Wet	Spot, 15° beam, White	
			92934	LED18D38W3930/40	120	6	5.12	1350	3200	3000	92	120W	25,000	Yes	★	Damp	Flood, 40° beam, White	
			92950	LED18D38W382725	120	6	5.12	1550	5800	2700	81	120W	25,000	Yes	★	Wet	Narrow Flood, 25° beam, White	
			92958	LED18D38W382740	120	6	5.12	1550	3800	2700	81	120W	25,000	Yes	★	Wet	Narrow Flood, 25° beam, White	
			92961	LED18D38W3830/15	120	6	5.12	1750	20000	3000	81	150W	25,000	Yes	★	Wet	Spot, 15° beam, White	
			92963	LED18D38W383025	120	6	5.12	1550	6000	3000	81	120W	25,000	Yes	★	Wet	Narrow Flood, 25° beam, White	
			92967	LED18D38W383040	120	6	5.12	1550	4000	3000	81	150W	25,000	Yes	★	Wet	Flood, 40° beam, White	
			92926	LED18D38W3927/40	120	6	5.12	1250	2900	2700	92	120W	25,000	Yes	★	Damp	Narrow Flood, 25° beam, White	
			93172	LED18D38W384040	120	6	5.31	1700	4400	4000	81	150W	25,000	Yes	★	Wet	Flood, 40° beam, White	
			65730	LED18D38W385025	120	6	5.31	1700	6500	5000	81	120W	25,000	Yes	★	Wet	Narrow Flood, 25° beam, White	
65731	LED18D38W385040	120	6	5.31	1700	4400	5000	81	150W	25,000	Yes	★	Wet	Flood, 40° beam, White				
93171	LED18D38W384025	120	6	5.31	1700	6500	4000	81	120W	25,000	Yes	★	Wet	Narrow Flood, 25° beam, White				
85085	LED18D38W383525	120	6	5.31	1700	6500	3500	81	120W	25,000	Yes	★	Wet	Narrow Flood, 25° beam, White				
87917	LED18D38W383540	120	6	5.31	1700	4400	3500	81	150W	25,000	Yes	★	Wet	Flood, 40° beam, White				

reveal® Whiter White Technology - PAR38

Bulb Shape	Base Type	Watts	Order Code	Description	Volts	Case Qty**	MOL (In)	Lumens Initial	CBCP	Initial Color Temp	CRI	Wattage Replacement	*Rated Life L70 (Hrs)	Dimmable	ENERGY STAR® Status	#Location Rating	Additional Information	
reveal® Whiter White Technology - PAR38																		
PAR38	MED	18	31300	LED18D38WW930/15	120	6	5.31	1170	10000	3000	91	100W	25,000	Yes	★	Damp	Spot, 15° beam, White, MTO, 1000 Min. Qty, 12 Week Lead Time	
			31301	LED18D38WW930/25	120	6	5.31	1170	4500	3000	91	100W	25,000	Yes	★	Damp	Narrow Flood, 25° beam, White	

Directional Lamps (Commercial PAR38)

Bulb Shape	Base Type	Watts	Order Code	Description	Volts	Case Qty**	MOL (In)	Lumens Initial	CBCP	Initial Color Temp	CRI	Wattage Replacement	*Rated Life L70 (Hrs)	Dimmable	ENERGY STAR® Status	#Location Rating	Additional Information	
Commercial PAR38 (Indoor/Outdoor)																		
PAR38	MED	12	90132	LED12DP382W82725	120	6	5.1	850	4000	2700	84	85W	25,000	Yes		Wet	Narrow Flood, 25° beam, White	
			26	68183	LED26DP38S830/12	120	6	5.3	1500	24000	3000	82	130W	25,000	Yes		Wet	Spot, 12° beam, Silver
			68184	LED26DP38S830/25	120	6	5.3	1500	6800	3000	82	130W	25,000	Yes		Wet	Narrow Flood, 25° beam, Silver	
			68185	LED26DP38S830/40	120	6	5.3	1500	3100	3000	82	120W	25,000	Yes		Wet	Flood, 40° beam, Silver	
			68182	LED26DP38S840/40	120	6	5.3	1650	3200	4000	82	120W	25,000	Yes		Wet	Flood, 40° beam, Silver	
			33647	LED26DP38S835/12	120	6	5.3	1900	31000	3500	82	160W	25,000	Yes	★	Wet	Spot, 12° beam, Silver	
			70591	LED26DP38S835/40	120	6	5.3	1900	4000	3500	82	160W	25,000	Yes	★	Wet	Flood, 40° beam, Silver	
			28	15139	LED28P38S830/15	120	6	5.3	2400	20000	3000	81	150W	25,000	-	★	Damp	Spot, 15° beam, Silver, Non-Dimming
			25844	LED28P38S830/25	120	6	5.31	2400	11000	3000	81	150W	25,000	-	★	Damp	Narrow Flood, 25° beam, Silver, Non-Dim	
			25953	LED28P38S830/40	120	6	5.31	2400	5,600	3000	81	150W	25,000	-	★	Damp	Flood, 40° beam, Silver, Non-Dimming	

Directional Lamps (PAR38 - STIR)

Bulb Shape	Base Type	Watts	Order Code	Description	Volts	Case Qty**	MOL (In)	Lumens Initial	CBCP	Initial Color Temp	CRI	Wattage Replacement	*Rated Life L70 (Hrs)	Dimmable	ENERGY STAR® Status	#Location Rating	Additional Information	
Single Optics 15W PAR38																		
PAR38	MED	15	32213	LED15DP38W830/40	120	6	5.04	1300	2300	3000	81	90W	25,000	Yes	★	Wet	Flood, 40° beam, White, STIR	

Updated / New Product

Information provided is subject to change without notice. Please verify all details with GE. All values are design or typical values when measured under laboratory conditions, and GE makes no warranty or guarantee, expressed or implied, that such performance will be obtained under end-use conditions.

* The life rating is based on the hours of operation the lamp will provide before reaching 70% of its original rating (L70)

** Minimum order quantity = 6

★ ENERGY STAR® certified. Lamps without a ★ are not ENERGY STAR® certified.

UL 1993 Environmental Requirements for LED LAMPS

Location, damp - Exterior or interior location that is normally or periodically subject to condensation of moisture in, on, or adjacent to, electrical equipment, and includes partially protected locations.

Location, dry - Location not normally subject to dampness, may include a location subject to temporary dampness, i.e., building under construction, provided ventilation is adequate to prevent an accumulation of moisture.


Location, wet - Location in which water or other liquid can drip, splash, or flow on or against electrical equipment.

Notes: 1) Product descriptions ending in "/TP" indicate a carded blister or clamshell package nested in a tray for shelf display. Cards also designed for hook display.



Get more information at
GELighting.com/ThinkLED

LED replacement lamps

LED HID

Bulb Shape	Base Type	Watts	Order Code	Description	Volts	Case Qty**	MOL (In)	Lumens Initial	CBCP	Initial Color Temp	CRI	Wattage Replacement	*Rated Life L70 (Hrs)	Dimmable	ENERGY STAR® Status	#Location Rating	Additional Information	
400 Watt Metal Halide Replacement Lamp																		
	EX39	165	21259	LED165/M400/740		3	11.42	20,000		4000	73	400	50,000	-		Dry	Open Rated, CWA, ANSI - M59, M135, M155	
	80	43258	LED80/2M250/740		3	8.4	11,800		4000	70	250W	50,000	-		Damp	Open or Enclosed Rated, CWA ANSI -M58, M138, M153		
	88099	LED80/2M250/750		3	8.4	11,800		5000	70	250W	50,000	-		Damp	Open or Enclosed Rated, CWA ANSI -M58, M138, M153			
	60	43263	LED60/2M175/740		3	8.4	8,800		4000	70	175W	50,000	-		Damp	Open or Enclosed Rated, CWA ANSI -M57, M137, M152		
	88107	LED60/2M175/750		3	8.4	8,800		5000	70	175W	50,000	-		Damp	Open or Enclosed Rated, CWA ANSI -M57, M137, M152			

Plug-In

Bulb Shape	Base Type	Watts	Order Code	Description	Volts	Case Qty**	MOL (In)	Lumens Initial	CBCP	Initial Color Temp	CRI	Wattage Replacement	*Rated Life L70 (Hrs)	Dimmable	#Location Rating	Additional Information	
Vertical																	
	Plug-In	G24q/GX24	12	96801	LED12G24Q-V/827	#	6	5.31	950	2700	80	80	50000	-	Damp	Requires Electronic Ballast, White	
				96775	LED12G24Q-V/830	#	6	5.31	950	3000	80	80	50000	-	Damp	Requires Electronic Ballast, White	
				96689	LED12G24Q-V/835	#	6	5.31	1000	3500	80	80	50000	-	Damp	Requires Electronic Ballast, White	
				96771	LED12G24Q-V/840	#	6	5.31	1000	4000	80	80	50000	-	Damp	Requires Electronic Ballast, White	
		GX24q	18.5	39288	LED19GX24q-V/827	#	6	6.42	1800	2700	80	80	50000	-	Damp	Requires Electronic Ballast, White	
				39277	LED19GX24q-V/830	#	6	6.42	1850	3000	80	80	50000	-	Damp	Requires Electronic Ballast, White	
				39275	LED19GX24q-V/835	#	6	6.42	1950	3500	80	80	50000	-	Damp	Requires Electronic Ballast, White	
				39279	LED19GX24q-V/840	#	6	6.42	1950	4000	80	80	50000	-	Damp	Requires Electronic Ballast, White	
Horizontal																	
	Plug-In	G24q/GX24	12	96799	LED12G24Q-H/827	#	6	5.31	950	2700	80	80	50000	-	Damp	Requires Electronic Ballast, White	
				96798	LED12G24Q-H/830	#	6	5.31	950	3000	80	80	50000	-	Damp	Requires Electronic Ballast, White	
				96761	LED12G24Q-H/835	#	6	5.31	1000	3500	80	80	50000	-	Damp	Requires Electronic Ballast, White	
				96769	LED12G24Q-H/840	#	6	5.31	1000	4000	80	80	50000	-	Damp	Requires Electronic Ballast, White	
		GX24q	18.5	39289	LED19GX24q-H/827	#	6	6.7	1800	2700	80	80	50000	-	Damp	Requires Electronic Ballast, White	
				39282	LED19GX24q-H/830	#	6	6.7	1850	3000	80	80	50000	-	Damp	Requires Electronic Ballast, White	
				39276	LED19GX24q-H/835	#	6	6.7	1950	3500	80	80	50000	-	Damp	Requires Electronic Ballast, White	
				39283	LED19GX24q-H/840	#	6	6.7	1950	4000	80	80	50000	-	Damp	Requires Electronic Ballast, White	

- Check compatibility at GELighting.com/LED4pin-compatibility

Updated / New Product

Information provided is subject to change without notice. Please verify all details with GE. All values are design or typical values when measured under laboratory conditions, and GE makes no warranty or guarantee, expressed or implied, that such performance will be obtained under end-use conditions.

* The life rating is based on the hours of operation the lamp will provide before reaching 70% of its original rating (L70)

** Minimum order quantity = 6

★ ENERGY STAR® status: ENERGY STAR® certified. Lamps without a ★ are not ENERGY STAR® certified.

UL 1993 Environmental Requirements for LED LAMPS

Location, damp - Exterior or interior location that is normally or periodically subject to condensation of moisture in, on, or adjacent to, electrical equipment, and includes partially protected locations.

Location, dry - Location not normally subject to dampness, may include a location subject to temporary dampness, i.e., building under construction, provided ventilation is adequate to prevent an accumulation of moisture.

Location, wet - Location in which water or other liquid can drip, splash, or flow on or against electrical equipment.

Notes: 1) Product descriptions ending in "/TP" indicate a carded blister or clamshell package nested in a tray for shelf display. Cards also designed for hook display.

Get more information at
GELighting.com/ThinkLED


LED replacement tubes

High Lumen Biax

Bulb Shape	Base Type	Watts	Order Code	Description	Volts	Case Qty**	MOL (In)	Lumens Initial	CBCP	Initial Color Temp	CRI	Wattage Replacement	*Rated Life L70 (Hrs)	Dimmable	#Location Rating	Additional Information
High Lumen Biax (HLBX)																
HLBX	2G11	17	39073	LED172G11/830/10	#	10	22.3	2150		3000	80		40000	-	Damp	Indoor, White, Instant/PS Ballast
			39074	LED172G11/835/10	#	10	22.3	2150		3500	80		40000	-	Damp	Indoor, White, Instant/PS Ballast
			39075	LED172G11/840/10	#	10	22.3	2200		4000	80		40000	-	Damp	Indoor, White, Instant/PS Ballast
			39076	LED172G11/850/10	#	10	22.3	2200		5000	80		40000	-	Damp	MTO, 1000 Min. Qty., 12 Week Lead Time

- Check compatibility at GELighting.com/LED2G11-compatibility

RS Cans

Bulb Shape	Base Type	Watts	Order Code	Description	Volts	Case Qty**	MOL (In)	Lumens Initial	CBCP	Initial Color Temp	CRI	Wattage Replacement	*Rated Life L70 (Hrs)	Dimmable	ENERGY STAR® Status	#Location Rating	Additional Information
RS Cans																	
	E26	10	95853	LED10RS4/827E26P	120	12	5.88	700		2700	80	65W	50,000	Yes	★	Damp	4" Can, Pigtail Attachment
			95854	LED10RS4/830E26P	120	12	5.88	700		3000	80	65W	50,000	Yes	★	Damp	4" Can, Pigtail Attachment
			35365	LED10RS4/840E26P	120	12	7.5	700		4000	80	65W	50,000	Yes	★	Damp	4" Can, Pigtail Attachment
	GU24		95855	LED10RS4/827GUP	120	12	5.88	700		2700	80	65W	50,000	Yes	★	Damp	4" Can, Pigtail Attachment
			95856	LED10RS4/830GUP	120	12	5.88	700		3000	80	65W	50,000	Yes	★	Damp	4" Can, Pigtail Attachment
	E26		85153	LED10RS6/827E26P	120	12	7.5	700		2700	80	65W	50,000	Yes	★	Damp	6" Can, Pigtail Attachment
			85160	LED10RS6/830E26P	120	12	7.5	700		3000	80	65W	50,000	Yes	★	Damp	6" Can, Pigtail Attachment
			30367	LED10RS6/840E26P	120	12	7.5	700		4000	80	65W	50,000	Yes	★	Damp	6" Can, Pigtail Attachment
	GU24		95851	LED10RS6/827GUP	120	12	7.5	700		2700	80	65W	50,000	Yes	★	Damp	6" Can, Pigtail Attachment
			95852	LED10RS6/830GUP	120	12	7.5	700		3000	80	65W	50,000	Yes	★	Damp	6" Can, Pigtail Attachment
	E26	13	70120	LED13RS6/827E26P	120	12	7.5	1000		2700	80	90W	50,000	Yes	★	Damp	6" Can, Pigtail Attachment
			70122	LED13RS6/830E26P	120	12	7.5	1000		3000	80	90W	50,000	Yes	★	Damp	6" Can, Pigtail Attachment
	GU24		70124	LED13RS6/827GUP	120	12	7.5	1000		2700	80	90W	50,000	Yes	★	Damp	6" Can, Pigtail Attachment
			70127	LED13RS6/830GUP	120	12	7.5	1000		3000	80	90W	50,000	Yes	★	Damp	6" Can, Pigtail Attachment

Updated / New Product

Information provided is subject to change without notice. Please verify all details with GE. All values are design or typical values when measured under laboratory conditions, and GE makes no warranty or guarantee, expressed or implied, that such performance will be obtained under end-use conditions.

* The life rating is based on the hours of operation the lamp will provide before reaching 70% of its original rating (L70)
 ** Minimum order quantity = 6

UL 1993 Environmental Requirements for LED LAMPS
 Location, damp - Exterior or interior location that is normally or periodically subject to condensation of moisture in, on, or adjacent to, electrical equipment, and includes partially protected locations.
 Location, dry - Location not normally subject to dampness, may include a location subject to temporary dampness, i.e., building under construction, provided ventilation is adequate to prevent an accumulation of moisture.
 Location, wet - Location in which water or other liquid can drip, splash, or flow on or against electrical equipment.

Notes: 1) Product descriptions ending in "/TP" indicate a carded blister or clamshell package nested in a tray for shelf display. Cards also designed for hook display.

Get more information at
GELighting.com/ThinkLED

LED replacement lamps

Integrated Plastic Tubes - Type A

Type	Base Type	Watts	Order Code	Description	Volts	Case Qty	MOL (In)	Lumens Initial	Initial Color Temp	CRI	Wattage Replacement	*Rated Life L70 (Hrs)	DLC	UL	#Location Rating	Additional Information
Integrated 4ft LED Plastic Tubes (operates on Instant Start or Program Start Ballast)																
T8	G13	18	31550	LED18ET8/4/830	25	48	2150	3000K	80+		50,000	Yes	Yes	Damp	Instant or PRS Ballast	
	G13	18	93133	LED18ET8/4/835	25	48	2250	3500K	80+		50,000	Yes	Yes	Damp	Instant or PRS Ballast	
	G13	18	93135	LED18ET8/4/840	25	48	2250	4000K	80+		50,000	Yes	Yes	Damp	Instant or PRS Ballast	
	G13	18	93140	LED18ET8/4/850	25	48	2350	5000K	80+		50,000	Yes	Yes	Damp	Instant or PRS Ballast	
	G13	15	62399	LED15ET8/4/830	25	48	1850	3000K	80+		50,000	Yes	Yes	Damp	Instant or PRS Ballast	
	G13	15	62401	LED15ET8/4/835	25	48	1950	3500K	80+		50,000	Yes	Yes	Damp	Instant or PRS Ballast	
	G13	15	62402	LED15ET8/4/840	25	48	1950	4000K	80+		50,000	Yes	Yes	Damp	Instant or PRS Ballast	
	G13	15	62409	LED15ET8/4/850	25	48	2050	5000K	80+		50,000	Yes	Yes	Damp	Instant or PRS Ballast	
	G13	15	62410	LED15ET8/4/865	25	48	1950	6500K	80+		50,000	-	Yes	Damp	Instant or PRS Ballast	
	G13	12	61218	LED12ET8/4/830	25	48	1550	3000K	80+		50,000	Yes	Yes	Damp	Instant or PRS Ballast	
	G13	12	61223	LED12ET8/4/835	25	48	1600	3500K	80+		50,000	Yes	Yes	Damp	Instant or PRS Ballast	
	G13	12	61271	LED12ET8/4/840	25	48	1600	4000K	80+		50,000	Yes	Yes	Damp	Instant or PRS Ballast	
	G13	12	61327	LED12ET8/4/850	25	48	1700	5000K	80+		50,000	Yes	Yes	Damp	Instant or PRS Ballast	
	G13	12	61329	LED12ET8/4/865	25	48	1600	6500K	80+		50,000	-	Yes	Damp	Instant or PRS Ballast	
Integrated 3ft LED Plastic Tubes (operates on Instant Start or Program Start Ballast)																
G13	12	31554	LED12ET8/3/830	25	36	1350	3000K	80+			50,000	-	Yes	Damp	Instant or PRS Ballast	
G13	12	26544	LED12ET8/3/835	25	36	1400	3500K	80+			50,000	-	Yes	Damp	Instant or PRS Ballast	
G13	12	26625	LED12ET8/3/840	25	36	1400	4000K	80+			50,000	-	Yes	Damp	Instant or PRS Ballast	
G13	12	26627	LED12ET8/3/850	25	36	1500	5000K	80+			50,000	-	Yes	Damp	Instant or PRS Ballast	
Integrated 2ft LED Plastic Tubes (operates on Instant Start or Program Start Ballast)																
G13	9	31557	LED9ET8/2/830	25	24	1100	3000K	80+			50,000	Yes	Yes	Damp	Instant or PRS Ballast	
G13	9	26635	LED9ET8/2/835	25	24	1100	3500K	80+			50,000	Yes	Yes	Damp	Instant or PRS Ballast	
G13	9	26648	LED9ET8/2/840	25	24	1100	4000K	80+			50,000	Yes	Yes	Damp	Instant or PRS Ballast	
G13	9	26676	LED9ET8/2/850	25	24	1100	5000K	80+			50,000	Yes	Yes	Damp	Instant or PRS Ballast	
Integrated U6 Plastic Tubes																
G13	13	43120	LED13ET8/U6/830	12	22.5	1800	3000K	80+			50,000	-	Yes	Damp	Instant or PRS Ballast	
G13	13	43125	LED13ET8/U6/835	12	22.5	1850	3500K	80+			50,000	-	Yes	Damp	Instant or PRS Ballast	
G13	13	43129	LED13ET8/U6/840	12	22.5	1900	4000K	80+			50,000	-	Yes	Damp	Instant or PRS Ballast	
G13	13	43130	LED13ET8/U6/850	12	22.5	1900	5000K	80+			50,000	-	Yes	Damp	Instant or PRS Ballast	

Updated / New Product

Information provided is subject to change without notice. Please verify all details with GE. All values are design or typical values when measured under laboratory conditions, and GE makes no warranty or guarantee, expressed or implied, that such performance will be obtained under end-use conditions.

* The life rating is based on the hours of operation the lamp will provide before reaching 70% of its original rating (L70)

** Minimum order quantity = 6

★ ENERGY STAR® status: ENERGY STAR® certified. Lamps without a ★ are not ENERGY STAR® certified.

UL 1993 Environmental Requirements for LED LAMPS

Location, damp - Exterior or interior location that is normally or periodically subject to condensation of moisture in, on, or adjacent to, electrical equipment, and includes partially protected locations.

Location, dry - Location not normally subject to dampness, may include a location subject to temporary dampness, i.e., building under construction, provided ventilation is adequate to prevent an accumulation of moisture.

Location, wet - Location in which water or other liquid can drip, splash, or flow on or against electrical equipment.

Notes: 1) Product descriptions ending in "/TP" indicate a carded blister or clamshell package nested in a tray for shelf display. Cards also designed for hook display.

Get more information at
GELighting.com/ThinkLED

LED replacement tubes

Integrated Glass Tubes - Type A

Type	Base Type	Watts	Order Code	Description	Volts	Case Qty**	MOL (In)	Lumens Initial	Initial Color Temp	CRI	Wattage Replacement	*Rated Life L70 (Hrs)	DLC	UL	#Location Rating	Additional Information
Integrated 4 ft LED Glass Tubes (operates on Instant Start or Program Start Ballast)																
T8	G13	18	35767	LED18ET8/G/4/830	20	48	2200	3000K	80+			50,000	Yes	Yes	Damp	Instant or PRS Ballast
	G13	18	35768	LED18ET8/G/4/835	20	48	2300	3500K	80+			50,000	Yes	Yes	Damp	Instant or PRS Ballast
	G13	18	35769	LED18ET8/G/4/840	20	48	2300	4000K	80+			50,000	Yes	Yes	Damp	Instant or PRS Ballast
	G13	18	35772	LED18ET8/G/4/850	20	48	2400	5000K	80+			50,000	Yes	Yes	Damp	Instant or PRS Ballast
	G13	18	35773	LED18ET8/G/4/865	20	48	2300	6500K	80+			50,000	-	Yes	Damp	Instant or PRS Ballast
	G13	15	35790	LED15ET8/G/4/830	20	48	1900	3000K	80+			50,000	Yes	Yes	Damp	Instant or PRS Ballast
	G13	15	35791	LED15ET8/G/4/835	20	48	2000	3500K	80+			50,000	Yes	Yes	Damp	Instant or PRS Ballast
	G13	15	35793	LED15ET8/G/4/840	20	48	2000	4000K	80+			50,000	Yes	Yes	Damp	Instant or PRS Ballast
	G13	15	35797	LED15ET8/G/4/850	20	48	2100	5000K	80+			50,000	Yes	Yes	Damp	Instant or PRS Ballast
	G13	15	35798	LED15ET8/G/4/865	20	48	2000	6500K	80+			50,000	-	Yes	Damp	Instant or PRS Ballast
	G13	12	43284	LED12ET8/G/4/830	20	48	1600	3000K	80+			50,000	Yes	Yes	Damp	Instant or PRS Ballast
	G13	12	43288	LED12ET8/G/4/835	20	48	1650	3500K	80+			50,000	Yes	Yes	Damp	Instant or PRS Ballast
	G13	12	43291	LED12ET8/G/4/840	20	48	1650	4000K	80+			50,000	Yes	Yes	Damp	Instant or PRS Ballast
	G13	12	43293	LED12ET8/G/4/850	20	48	1750	5000K	80+			50,000	Yes	Yes	Damp	Instant or PRS Ballast
Integrated 4 ft Value LED Glass Tubes (operates on Instant Start or Program Start Ballast)																
T8	G13	15	35896	LED15ET8/835-V6P	6	48	1750	3500K	80+			36,000	-	Yes	Damp	Instant or PRS Ballast
	G13	15	35900	LED15ET8/840-V6P	6	48	1750	4000K	80+			36,000	-	Yes	Damp	Instant or PRS Ballast
	G13	15	35911	LED15ET8/850-V6P	6	48	1800	5000K	80+			36,000	-	Yes	Damp	Instant or PRS Ballast
	G13	15	35913	LED15ET8/865-V6P	6	48	1800	6500K	80+			36,000	-	Yes	Damp	Instant or PRS Ballast
Integrated 3 ft LED Glass Tubes (operates on Instant Start or Program Start Ballast)																
	G13	11	35783	LED11ET8/G/3/830	20	36	1350	3000K	80+			50,000	-	Yes	Damp	Instant or PRS Ballast
	G13	11	35784	LED11ET8/G/3/835	20	36	1400	3500K	80+			50,000	-	Yes	Damp	Instant or PRS Ballast
	G13	11	35788	LED11ET8/G/3/840	20	36	1400	4000K	80+			50,000	-	Yes	Damp	Instant or PRS Ballast
	G13	11	35789	LED11ET8/G/3/850	20	36	1500	5000K	80+			50,000	-	Yes	Damp	Instant or PRS Ballast
Integrated 2 ft LED Glass Tubes (operates on Instant Start or Program Start Ballast)																
	G13	8	35775	LED8ET8/G/2/830	20	24	1100	3000K	80+			50,000	Yes	Yes	Damp	Instant or PRS Ballast
	G13	8	35776	LED8ET8/G/2/835	20	24	1100	3500K	80+			50,000	Yes	Yes	Damp	Instant or PRS Ballast
	G13	8	35778	LED8ET8/G/2/840	20	24	1100	4000K	80+			50,000	Yes	Yes	Damp	Instant or PRS Ballast
	G13	8	35779	LED8ET8/G/2/850	20	24	1100	5000K	80+			50,000	Yes	Yes	Damp	Instant or PRS Ballast

Updated / New Product

Information provided is subject to change without notice. Please verify all details with GE. All values are design or typical values when measured under laboratory conditions, and GE makes no warranty or guarantee, expressed or implied, that such performance will be obtained under end-use conditions.

* The life rating is based on the hours of operation the lamp will provide before reaching 70% of its original rating (L70)

** Minimum order quantity = 6

UL 1993 Environmental Requirements for LED LAMPS

Location, damp - Exterior or interior location that is normally or periodically subject to condensation of moisture in, on, or adjacent to, electrical equipment, and includes partially protected locations.

Location, dry - Location not normally subject to dampness, may include a location subject to temporary dampness, i.e., building under construction, provided ventilation is adequate to prevent an accumulation of moisture.

Location, wet - Location in which water or other liquid can drip, splash, or flow on or against electrical equipment.

Notes: 1) Product descriptions ending in "/TP" indicate a carded blister or clamshell package nested in a tray for shelf display. Cards also designed for hook display.

Get more information at
GELighting.com/ThinkLED

LED replacement tubes

Remote Plastic Tubes - Type C

Type	Base Type	Watts	Order Code	Description	Volts	Case Qty**	MOL (In)	Lumens Initial	Initial Color Temp	CRI	Wattage Replacement	*Rated Life L70 (Hrs)	DLC	UL	#Location Rating	Additional Information
Remote Plastic 4 ft LED Tubes (Operates on Remote Driver)																
T8	G13	18	94381	LED21T8/4/835	10	48	2400	3500K	80+		50,000	Yes	Yes	Damp	Requires Driver	
	G13	18	94382	LED21T8/4/840	10	48	2500	4000K	80+		50,000	Yes	Yes	Damp	Requires Driver	
	G13	18	94383	LED21T8/4/850	10	48	2500	5000K	80+		50,000	Yes	Yes	Damp	Requires Driver	
	G13	18	26059	LED21T8/4/865	10	48	2400	6500K	80+		50,000	-	Yes	Damp	Requires Driver	
	G13	13	38954	LED15T8/4/830	10	48	1700	3000K	80+		50,000	Yes	Yes	Damp	Requires Driver	
	G13	13	38957	LED15T8/4/835	10	48	1800	3500K	80+		50,000	Yes	Yes	Damp	Requires Driver	
	G13	13	38958	LED15T8/4/840	10	48	1800	4000K	80+		50,000	Yes	Yes	Damp	Requires Driver	
	G13	13	38962	LED15T8/4/850	10	48	1800	5000K	80+		50,000	Yes	Yes	Damp	Requires Driver	
	G13	13	38964	LED15T8/4/865	10	48	1800	6500K	80+		50,000	-	Yes	Damp	Requires Driver	
Remote Plastic 3 ft LED Tubes (Operates on Remote Driver)																
G13	16	82343	LED18T8/3/835	10	36	1800	3500K	80+			50,000	-	Yes	Damp	Requires Driver	
G13	16	82345	LED18T8/3/840	10	36	1800	4000K	80+			50,000	-	Yes	Damp	Requires Driver	
G13	16	82346	LED18T8/3/850	10	36	1800	5000K	80+			50,000	-	Yes	Damp	Requires Driver	
Remote Plastic 2 ft LED Tubes (Operates on Remote Driver)																
G13	8	65706	LED9T8/2/835	20	24	1000	3500K	80+			50,000	Yes	Yes	Damp	Requires Driver	
G13	8	65707	LED9T8/2/840	20	24	1100	4000K	80+			50,000	Yes	Yes	Damp	Requires Driver	
G13	8	65711	LED9T8/2/850	20	24	1100	5000K	80+			50,000	Yes	Yes	Damp	Requires Driver	
G13	8	92997	LED9T8/2/865	20	24	1000	6500K	80+			50,000	-	Yes	Damp	Requires Driver	
Remote Plastic LED U Tubes (Operates on Remote Driver)																
G13	12	28084	LED14T8/U/835	15	22.5	1700	3500K	80+			50,000	-	Yes	Damp	Requires Driver	
G13	12	28164	LED14T8/U/840	15	22.5	1700	4000K	80+			50,000	-	Yes	Damp	Requires Driver	

Updated / New Product

Information provided is subject to change without notice. Please verify all details with GE. All values are design or typical values when measured under laboratory conditions, and GE makes no warranty or guarantee, expressed or implied, that such performance will be obtained under end-use conditions.

* The life rating is based on the hours of operation the lamp will provide before reaching 70% of its original rating (L70)

** Minimum order quantity = 6

★ ENERGY STAR® status: ENERGY STAR® certified. Lamps without a ★ are not ENERGY STAR® certified.

UL 1993 Environmental Requirements for LED LAMPS

Location, damp - Exterior or interior location that is normally or periodically subject to condensation of moisture in, on, or adjacent to, electrical equipment, and includes partially protected locations.

Location, dry - Location not normally subject to dampness, may include a location subject to temporary dampness, i.e., building under construction, provided ventilation is adequate to prevent an accumulation of moisture.

Location, wet - Location in which water or other liquid can drip, splash, or flow on or against electrical equipment.

Notes: 1) Product descriptions ending in "/TP" indicate a carded blister or clamshell package nested in a tray for shelf display. Cards also designed for hook display.

Get more information at
GELighting.com/ThinkLED

LED replacement lamps

Remote Glass Tubes - Type C

Type	Base Type	Watts	Order Code	Description	Volts	Case Qty**	MOL (In)	Lumens Initial	Initial Color Temp	CRI	Wattage Replacement	*Rated Life L70 (Hrs)	DLC	UL	#Location Rating	Additional Information
Remote 4ft LED Glass Tubes (Operates on Remote Driver)																
T8	G13	18	62428	LED21T8/G/4/835	10	48	2400	3500K	80+		50,000	Yes	Yes	Damp	Requires Driver	
	G13	18	62485	LED21T8/G/4/840	10	48	2500	4000K	80+		50,000	Yes	Yes	Damp	Requires Driver	
	G13	18	62487	LED21T8/G/4/850	10	48	2500	5000K	80+		50,000	Yes	Yes	Damp	Requires Driver	
	G13	18	62406	LED21T8/G/4/835HL	10	48	2750	3500K	80+		50,000	Yes	Yes	Damp	Requires Driver	
	G13	18	62407	LED21T8/G/4/840HL	10	48	2800	4000K	80+		50,000	Yes	Yes	Damp	Requires Driver	
	G13	18	62408	LED21T8/G/4/850HL	10	48	2800	5000K	80+		50,000	Yes	Yes	Damp	Requires Driver	
	G13	18	91475	LED21T8/G/4/830US	10	48	2600	3000K	80+		50,000	Yes	Yes	Damp	Requires Driver - Made in USA	
	G13	18	91496	LED21T8/G/4/835US	10	48	2600	3500K	80+		50,000	Yes	Yes	Damp	Requires Driver - Made in USA	
	G13	18	91497	LED21T8/G/4/840US	10	48	2600	4000K	80+		50,000	Yes	Yes	Damp	Requires Driver - Made in USA	
	G13	18	91498	LED21T8/G/4/850US	10	48	2600	5000K	80+		50,000	Yes	Yes	Damp	Requires Driver - Made in USA	
	G13	13	38944	LED15T8/G/4/830	10	48	1700	3000K	80+		50,000	Yes	Yes	Damp	Requires Driver	
	G13	13	38945	LED15T8/G/4/835	10	48	1750	3500K	80+		50,000	Yes	Yes	Damp	Requires Driver	
	G13	13	38950	LED15T8/G/4/840	10	48	1800	4000K	80+		50,000	Yes	Yes	Damp	Requires Driver	
	G13	13	38951	LED15T8/G/4/850	10	48	1800	5000K	80+		50,000	Yes	Yes	Damp	Requires Driver	
	G13	13	38952	LED15T8/G/4/865	10	48	1800	6500K	80+		50,000	-	Yes	Damp	Requires Driver	
	G13	10	76194	LED12T8/G/4/830	10	48	1550	3000K	80+		50,000	Yes	Yes	Damp	Requires Driver	
	G13	10	76264	LED12T8/G/4/835	10	48	1600	3500K	80+		50,000	Yes	Yes	Damp	Requires Driver	
	G13	10	76265	LED12T8/G/4/840	10	48	1650	4000K	80+		50,000	Yes	Yes	Damp	Requires Driver	
	G13	10	76271	LED12T8/G/4/850	10	48	1650	5000K	80+		50,000	Yes	Yes	Damp	Requires Driver	
	G13	10	76278	LED12T8/G/4/865	10	48	1650	6500K	80+		50,000	-	Yes	Damp	Requires Driver	
Remote 3ft LED Glass Tubes (Operates on Remote Driver)																
	G13	16	38257	LED18T8/G/3/830	10	36	1800	3000K	80+		50,000	-	Yes	Damp	Requires Driver	
	G13	16	38258	LED18T8/G/3/835	10	36	1800	3500K	80+		50,000	-	Yes	Damp	Requires Driver	
	G13	16	38260	LED18T8/G/3/840	10	36	1900	4000K	80+		50,000	-	Yes	Damp	Requires Driver	
	G13	16	38261	LED18T8/G/3/850	10	36	1900	5000K	80+		50,000	-	Yes	Damp	Requires Driver	
Remote 2ft LED Glass Tubes (Operates on Remote Driver)																
	G13	8	38933	LED9T8/G/2/830	20	24	1000	3000K	80+		50,000	Yes	Yes	Damp	Requires Driver	
	G13	8	38935	LED9T8/G/2/835	20	24	1000	3500K	80+		50,000	Yes	Yes	Damp	Requires Driver	
	G13	8	38936	LED9T8/G/2/840	20	24	1100	4000K	80+		50,000	Yes	Yes	Damp	Requires Driver	
	G13	8	38939	LED9T8/G/2/850	20	24	1100	5000K	80+		50,000	Yes	Yes	Damp	Requires Driver	
	G13	8	38943	LED9T8/G/2/865	20	24	1000	6500K	80+		50,000	-	Yes	Damp	Requires Driver	
Remote 8ft LED Glass Tubes (Operates on Remote Driver)																
	Fa8	30	62326	LED36T8/G/8/830	20	96	4200	3000K	80+		50,000	-	Yes	Damp	Requires Driver - Made in USA	
	Fa8	30	62327	LED36T8/G/8/835	20	96	4400	3500K	80+		50,000	-	Yes	Damp	Requires Driver - Made in USA	
	Fa8	30	62329	LED36T8/G/8/840	20	96	4400	4000K	80+		50,000	-	Yes	Damp	Requires Driver - Made in USA	
	Fa8	30	62349	LED36T8/G/8/850	20	96	4400	5000K	80+		50,000	-	Yes	Damp	Requires Driver - Made in USA	
Remote Glass U6 Tubes (Operates on Remote Driver)																
	G13	13	43131	LED15T8/G/U6/830	12	22.5	1700	3000K	80+		50,000	-	Yes	Damp	Requires Driver	
	G13	13	43135	LED15T8/G/U6/835	12	22.5	1800	3500K	80+		50,000	-	Yes	Damp	Requires Driver	
	G13	13	43143	LED15T8/G/U6/840	12	22.5	1800	4000K	80+		50,000	-	Yes	Damp	Requires Driver	
	G13	13	43145	LED15T8/G/U6/850	12	22.5	1800	5000K	80+		50,000	-	Yes	Damp	Requires Driver	
Remote 2ft LED Glass T5 Tubes (Operates on Remote Driver)																
	G5	13	76150	LED15T5/G/2/830	20	24	1800	3000K	80+		50,000	-	Yes	Damp	Requires Driver	
	G5	13	76164	LED15T5/G/2/835	20	24	1850	3500K	80+		50,000	-	Yes	Damp	Requires Driver	
	G5	13	76129	LED15T5/G/2/840	20	24	1900	4000K	80+		50,000	-	Yes	Damp	Requires Driver	
	G5	13	76167	LED15T5/G/2/850	20	24	1900	5000K	80+		50,000	-	Yes	Damp	Requires Driver	
	G5	13	76192	LED15T5/G/2/865	20	24	1900	6500K	80+		50,000	-	Yes	Damp	Requires Driver	
Remote 4ft LED Glass T5 Tube (Operates on Remote Driver)																
	G5	31	91973	LED36T5/G/4/830	20	46	4100	3000K	80+		50,000	-	Yes	Damp	Requires Driver	
	G5	31	91976	LED36T5/G/4/835	20	46	4200	3500K	80+		50,000	-	Yes	Damp	Requires Driver	
	G5	31	91977	LED36T5/G/4/840	20	46	4400	4000K	80+		50,000	-	Yes	Damp	Requires Driver	
	G5	31	91997	LED36T5/G/4/850	20	46	4500	5000K	80+		50,000	-	Yes	Damp	Requires Driver	
	G5	31	92006	LED36T5/G/4/865	20	46	4500	6500K	80+		50,000	-	Yes	Damp	Requires Driver	

Updated / New Product

Information provided is subject to change without notice. Please verify all details with GE. All values are design or typical values when measured under laboratory conditions, and GE makes no warranty or guarantee, expressed or implied, that such performance will be obtained under end-use conditions.

* The life rating is based on the hours of operation the lamp will provide before reaching 70% of its original rating (L70)

** Minimum order quantity = 6

★ ENERGY STAR® status: ENERGY STAR® certified. Lamps without a ★ are not ENERGY STAR® certified.

UL 1993 Environmental Requirements for LED LAMPS

Location, damp - Exterior or interior location that is normally or periodically subject to condensation of moisture in, on, or adjacent to, electrical equipment, and includes partially protected locations.

Location, dry - Location not normally subject to dampness, may include a location subject to temporary dampness, i.e., building under construction, provided ventilation is adequate to prevent an accumulation of moisture.

Location, wet - Location in which water or other liquid can drip, splash, or flow on or against electrical equipment.

Notes: 1) Product descriptions ending in "/7P" indicate a carded blister or clamshell package nested in a tray for shelf display. Cards also designed for hook display.

Get more information at
GELighting.com/ThinkLED

LED replacement tubes

Remote Drivers

Type	Base Type	Watts	Order Code	Description	Volts	Case Qty**	Output Current (A)	Frequency	Eff	Output	Output Voltage	Temp (Min)	Temp (Max)	Dimmable	Additional Information
Lightech Drivers - Non-Dimming															
	18	93100	LED9T8/DR/UN/2L	120-277V	10	0.27x2	50/60 Hz	>.9	DC	26-34V	-4 F	113 F	-	Maximum 2 Tubes (non potted)	
	24	76289	LED12T8/DR/2L	120-277V	10	0.21x2	50/60 Hz	>.9	DC	26-34V	-4 F	113 F	-	Maximum 2 Tubes	
	30	38970	LED15T8/DR/UN/2L	120-277V	10	0.44x2	50/60 Hz	>.9	DC	26-34V	-4 F	113 F	-	Maximum 2 Tubes (non potted)	
	36	82347	LED18T8/DR/UN/2L	120-277V	10	0.53x2	50/60 Hz	>.9	DC	26-34V	-4 F	113 F	-	Maximum 2 Tubes (non potted)	
	21	94384	LED21T8/DR/1L	120-277V	10	0.62	50/60 Hz	>.9	DC	26-34V	-4 F	113 F	-	Maximum 1 Tube	
	42	94385	LED21T8/DR/2L	120-277V	10	0.62x2	50/60 Hz	>.9	DC	26-34V	-4 F	113 F	-	Maximum 2 Tubes	
Lightech Drivers - Dimming															
	24	76290	LED12T8/DR/D2L	120-277V	10	0.21x2	50/60 Hz	>.9	DC	26-34V	-4 F	113 F	Yes	Maximum 2 Tubes	
	48	76318	LED12T8/DR/D4L	120-277V	10	0.21x4	50/60 Hz	>.9	DC	26-34V	-4 F	113 F	Yes	Maximum 4 Tubes	
	42	28174	LED14/DR/D3L	120-277V	10	0.43x3	50/60 Hz	>.9	DC	26-34V	-4 F	113 F	Yes	Maximum 3 Tubes	
	30	38974	LED15T8/DR/D2L	120-277V	10	0.44x2	50/60 Hz	>.9	DC	26-34V	-4 F	113 F	Yes	Maximum 2 Tubes	
	60	38975	LED15T8/DR/D4L	120-277V	10	0.44x4	50/60 Hz	>.9	DC	26-34V	-4 F	113 F	Yes	Maximum 4 Tubes	
	36	88141	LED18T8/DR/D2L	120-277V	10	0.53x2	50/60 Hz	>.9	DC	26-34V	-4 F	113 F	Yes	Maximum 2 Tubes	
	72	88139	LED18T8/DR/D4L	120-277V	10	0.53x4	50/60 Hz	>.9	DC	26-34V	-4 F	113 F	Yes	Maximum 4 Tubes	
	42	60041	LED21T8/DR/D2L	120-277V	10	0.62x2	50/60 Hz	>.9	DC	26-34V	-4 F	113 F	Yes	Maximum 2 Tubes	
	84	62030	LED21T8/DR/D4L	120-277V	10	0.62x4	50/60 Hz	>.9	DC	26-34V	-4 F	113 F	Yes	Maximum 4 Tubes	
	45	34016	LED21T8/DR/VLC2L	120-277V	10	0.62x2	50/60 Hz	>.9	DC	26-34V	-4 F	113 F	Yes	Maximum 2 Tubes	
	72	63126	LED36T8/DR/D2L	120-277V	10	1.06x2	50/60 Hz	>.9	DC	26-34V	-4 F	113 F	Yes	Maximum 2 Tubes	
	144	92013	LED36T8/DR/D4L	120-277V	10	1.06x4	50/60 Hz	>.9	DC	26-34V	-4 F	113F	Yes	Maximum 4 Tube	

Updated / New Product

Information provided is subject to change without notice. Please verify all details with GE. All values are design or typical values when measured under laboratory conditions, and GE makes no warranty or guarantee, expressed or implied, that such performance will be obtained under end-use conditions.

* The life rating is based on the hours of operation the lamp will provide before reaching 70% of its original rating (L70)

** Minimum order quantity = 6

★ ENERGY STAR® status: ENERGY STAR® certified. Lamps without a ★ are not ENERGY STAR® certified.

UL 1993 Environmental Requirements for LED LAMPS

Location, damp - Exterior or interior location that is normally or periodically subject to condensation of moisture in, on, or adjacent to, electrical equipment, and includes partially protected locations.

Location, dry - Location not normally subject to dampness, may include a location subject to temporary dampness, i.e., building under construction, provided ventilation is adequate to prevent an accumulation of moisture.

Location, wet - Location in which water or other liquid can drip, splash, or flow on or against electrical equipment.

Notes: 1) Product descriptions ending in "/TP" indicate a carded blister or clamshell package nested in a tray for shelf display. Cards also designed for hook display.

Get more information at
GELighting.com/ThinkLED

Updated / New Product

Information provided is subject to change without notice. Please verify all details with GE. All values are design or typical values when measured under laboratory conditions, and GE makes no warranty or guarantee, expressed or implied, that such performance will be obtained under end-use conditions.

* The life rating is based on the hours of operation the lamp will provide before reaching 70% of its original rating (L70)

** Minimum order quantity = 6

★ ENERGY STAR® status: ENERGY STAR® certified. Lamps without a ★ are not ENERGY STAR® certified.

UL 1993 Environmental Requirements for LED LAMPS

Location, damp - Exterior or interior location that is normally or periodically subject to condensation of moisture in, on, or adjacent to, electrical equipment, and includes partially protected locations.

Location, dry - Location not normally subject to dampness, may include a location subject to temporary dampness, i.e., building under construction, provided ventilation is adequate to prevent an accumulation of moisture.

Location, wet - Location in which water or other liquid can drip, splash, or flow on or against electrical equipment.

Notes: 1) Product descriptions ending in "/TP" indicate a carded blister or clamshell package nested in a tray for shelf display. Cards also designed for hook display.

Get more information at
GELighting.com/ThinkLED

Awaken like never before the moment you turn on GE's LED replacement lamp.

Light influences people's emotions, how they view their space and their world, and how they start and end their day. GE understands this and wants to help transform your stores, buildings or facilities, while ensuring your upfront investment is paid back as quickly as possible.

If you're inspired to enhance your space — with substantial savings — call your GE Lighting representative.

To experience what we've done for our existing customers, see case studies, videos and image galleries at gelighting.com/ThinkLED



Product is compliant with material restriction requirements of RoHS

ENERGY STAR® is a registered U.S. mark



www.gelighting.com

GE and the GE Monogram are trademarks of the General Electric Company. All other trademarks are the property of their respective owners. Information provided is subject to change without notice. All values are design or typical values when measured under laboratory conditions. GE Lighting and GE Lighting Solutions, LLC are businesses of the General Electric Company. © 2016 GE.

78945 (Rev 12/09/2016)